



**ANNUAL OPERATIONS REPORT
2008**



**Know what's below.
Call before you dig.**



2008 ANNUAL SUMMARY

In September 2008, Alabama One Call celebrated its first anniversary in our new facility. The new facility has been a wise investment for our operations giving us the ability to expand our services while not increasing any overhead for our operations.

Also during 2008, the Alabama One Call focused on the following objectives:

- Legislation
- Business Continuity
- Compensation Study
- Remote Ticket Entry
- Educational Efforts
- Measuring Effectiveness
- Membership Growth
- 811 Operations

On the legislative front, Alabama One Call continued to work with the various stakeholders in damage prevention to enhance and improve the current legislation. There remains opposition to certain areas, such as mandatory membership, which we will continue to try to get included and hopefully be successfully in having stronger legislation enacted.

As our member companies continue to try to find ways to streamline their damage prevention programs and improve their customer service regarding line locating, Alabama One Call has partnered with other one call centers, as well as our members to provide programs and services to assist in this effort. Two of these programs are our APACT – Alabama Public Awareness Cooperative Training and our Ticket Management software.

The APACT program, completing its third year in 2008, assists our gas distribution and pipeline companies with meeting the federal mandate on public awareness programs across the state. We conducted 17 public awareness programs reaching out to emergency responders, excavators and public officials to educate them on the safety awareness needs. This program continues to grow and is helping to improve the awareness of safe excavation across the state.

The AOC Board also approved the development of a ticket management program to be used by our members to help automate the receipt and management of the locate requests they receive from us. Alabama One Call, and its other one call partners in Progressive Partnering, our one call software provider, developed this program and have provided it to our members as part of their regular membership. This is a web based program that allows the members the ability to receive their locate requests via the internet and they can manage their locate volume by plotting the locations on the map, routing locates to designated locators and archiving the data for analysis, in addition to many other features. This software was implemented and finalized in 2008 and was made available to our members in 2009.

Alabama One Call also developed an E-Locate Request ticket that can be used by homeowners and low volume excavators to enter their locate request straight from Alabama One Call's website. The information is submitted to the one call center, reviewed and mapped by a CSR and then queued out for transmission to the effected member companies. This program is in addition to our GeoRemote – Remote Ticket Entry – program that has been operation for several year. The E-Locate Request program was also operational beginning in 2009 and is just another avenue to assist the excavating community in the ability to access the one call center services.

Alabama One Call did experience a drop in our call volume during 2008. As fewer excavation projects and new home construction is planned, our call volume is directly affected. This seems to be a trend throughout the southeast and the nation as a whole with the decline of the economy. However, Alabama One Call is continuing to educate on the need to “Know What’s Below – Call 811 Before You Dig.”

Each year, Alabama One Call's Board of Directors and Staff work hard to provide an effective and cost efficient damage prevention program to reduce the chance of damage to the underground utility infrastructure that the citizens of Alabama depend on daily. We again thank you for your support of this effort and for the role you play in making Alabama a safer place to live and work.

Annette R. Reburn
Executive Director
February 2009

ALABAMA ONE-CALL MEMBERSHIP LIST

AT&T/D
AT&T/T
Air Products & Chemicals
Alabama Department of Transportation
Alabama Gas Corporation
Alabama Power Company
Alabama Utility Services, LLC
Alabama Wastewater Systems, LLC
Alabaster Water Board
AlaTenn Pipeline Company
Albertville Municipal Utilities Board
Alexander City, City of
American Water
Anniston Water Works and Sewer Board
Ardmore Telephone
Arlington Properties
Athens Utilities, City of
Atmore, City of
Atmos Energy
Auburn Water Works Board, City of
Baldwin County Commission
Baldwin County EMC
Baldwin County Sewer Service
Bakerhill Water Authority
Bay Gas Storage Company, Inc.
Bayou La Batre Utilities
BCI/DSSI Services LLC
Bear Creek/Hackleburg Housing Authority
Beauregard Water Authority
Belforest Water System
Berry, Town of
Berry Housing Authority
Bioflow – Russell Lands, Inc.
Birmingham Water Works & Sewer Board
Bishop Petroleum, Inc.
Black Box Network Services, Inc. – Gov. Solutions
Black Warrior Electric
Black Warrior Methane Corporation
Boaz Gas Board
Boaz Water and Sewer Board
Boston, Housing Authority of
BP Products North America
Brent Utilities Board, City of
Brewton, City of
Bridgeport Utilities
Bright House Networks – Birmingham
Bright House Networks – Eufaula & Wetumpka
Brindlee Mountain Telephone Company
Broadwing Communications
Brookside, Town of
Butler, Town of Utilities Board
Cable Alabama Corporation
Cable One
Cable Options
Calera Water & Gas Board
Camellia Communications
Camp Hill, Town of
Canoe Water & Fire Protection Authority
Carbon Hill Housing Authority
Carbon Hill Utilities Board
Carroll's Creek Water Authority
Cave Spring, City of
CDX Gas, LLC
Central Alabama Electric Cooperative
Central Talladega County Water District
Central Water Works
CenturyTel of Alabama
Charter Communications – Alexander City
Charter Communications – Athens
Charter Communications – Birmingham
Charter Communications – Decatur
Charter Communications – Hartselle
Charter Communications - Hoover
Charter Communications – Lanett
Charter Communications – Lee County
Charter Communications - Montgomery
Charter Communications – Tuscaloosa
Cherokee Water and Gas Department
Chevron Pipeline Company
Chevron U.S.A. Inc.
Childersburg Water, Sewer & Gas Board
Chilton Water Authority
Clarke-Mobile Counties Gas District
Clayton Housing Authority
Cleburne County Water Authority
Colonial Pipeline
Columbia Square Apartments
Columbiana, City of
Columbiana Water Board
Com-Link, Inc.
Comcast Cablevision of Gadsden
Comcast Cablevision (Huntsville)
Comcast Cablevision (Mobile)
Comcast Cablevision of the Shoals
Comcast Cablevision (Tuscaloosa)
Cordova Water and Gas
Cottonwood Housing Authority
Covington Electric Cooperative, Inc.
Crosstex Energy Services
Cullman Electric Cooperative
Cullman-Jefferson Counties Gas District
Cullman Water Department, City of
Dadeville Housing Authority
Dadeville Water Supply & Gas Board

ALABAMA ONE-CALL MEMBERSHIP LIST

Daphne Utilities Board, City of
Dauphin Island Gathering Partners
DCP Midstream, LLC
Decatur Housing Authority
Decatur Utilities
DeKalb-Cherokee Counties Gas District
Demopolis CATV Company
Diverse Power
Dixie Electric Cooperative
Dixie Pipeline Company
Dora Utilities
DTE Biomass Energy, Inc.
East Alabama Water District
East Central Baldwin Water Authority
East Central Gas District
East Cullman Water System
El Paso Production Company
Enbridge Pipelines (Alabama Gathering), Inc.
Enbridge Pipelines (Alabama Intrastate), Inc.
Enbridge Pipelines (AlaTenn), Inc.
Energen Resources – Oak Grove
Energen Resources – Vance
Englewood Hulls Water System
Enterprise Products Operating L.P.
Enviro-Systems, LLC
Escambia Operating Company, LLC
Eufaula Water Works & Sewer Board
Exxon Mobil Corporation
Fairhope Utilities Board
Falkville, Town of
Farmers Telephone Co-Op, Inc.
Fayette Gas Board
Fayetteville Water Authority
Flomaton, Town of
Floral Gas Department
Florence, City of
Florence Housing Authority
Florida Gas Transmission Company
Fort Rucker Army Base/Remtech Services
Four Star Oil & Gas
Freebird Gas Storage
Freemanville Water System, Inc.
Frontier Communications of Alabama
Frontier Communications of Lamar Co.
Frontier Communications of the South
Fultondale Gas Board
Genesis Crude Oil, L.P.
Geneva County Gas District
GeoMet, Inc.
Georgiana Housing Authority
Gordo, Town of
Grand Bay Water Works Board, Inc.
Granger Energy of Decatur LLC
Greenville Utilities
Greater Gadsden Housing Authority
Greenhill Water & Fire Protection Authority
GTC, Inc.
Guin Housing Authority
Gulf Atlantic Operations, LLC
Gulf Coast Mineral, LLC
Gulf Shores, Utilities Board of the City of
Gulf South Pipeline
Gulfstream Natural Gas System, LLC
Gulf Telephone Company
Guntersville Water Board
Haleyville Housing Authority
Hamilton Housing Authority
Hanceville Housing Authority
Hartselle Utilities Board
Harvest Monrovia Water Authority
Hayneville Telephone Company, Inc.
Hilcorp Energy Company
HighMount Exploration and Production LLC
Hoover, City of
Huguley Water and Fire Protection
Hunt Refining Company
Huntsville, City of
Huntsville, City of Water Pollution Control
Huntsville Housing Authority
Huntsville Utilities, Electric, Gas and Water
Integra Water
Interstate Fibernet
Interstate Telephone Company
Jabsco Oil Operating, LLC
Jacksonville Gas Water & Sewer Board
Jemison Water Department
Jenkins Brick Company
Joe Wheeler EMC
Kentucky Data Link, Inc.
KNOLOGY of Montgomery
KNOLOGY – Columbus, GA
Lafayette, City of
Lamar County Gas District
Lamar County Water System
Lanett, City of
Lanett Housing Authority
Lawrence Colbert Counties Gas District
Lee Chambers Utilities District
Lemoyne Water System, Inc.
Level 3 Communications
LightCore
Lightwave Technologies, LLC
Lincoln, City of
Linde Gas, Inc.

ALABAMA ONE-CALL MEMBERSHIP LIST

Linden, City of
Lindsey Communications
Lineville Housing Authority
Livingston, City of Utility Board
Loachapoka Water Authority
Loxley, Town of
Lynn Water Works
Madison, City of, Public Works Department
Madison, City of Water and Wastewater
Madison River Communications
Magellan Midstream Partners, L.P.
Maplesville Waterworks & Gas Board
Marshall County Gas District
MCI Telecommunications
McCall Water System, Inc.
Mediacom
Mediacom – Huntsville
Millry Telephone Company, Inc.
Mitchell Water System, Inc.
Mobile, City of
Mobile Area Water and Sewer Service
Mobile County Water, Sewer and FPD
Mobile Gas Service
Momentum Telecom
Monroeville Water Works
Montevallo Water Works
Moulton Gas Board, Town of
Moundville Telephone
Mount Vernon Water & Gas
Mulga, Town of
Muscle Shoals, Utilities Board of the City of
New Hope Telephone Cooperative
North Alabama Gas District
North Baldwin Utilities
Northeast Morgan County Water Authority
Northwest Alabama Gas District
Notasulga, Town of
Oakman Telephone
Otelco Telephone, LLC
Otelco Telephone, LLC / Blountsville Division
Otelco Telephone, LLC / Walnut Grove
Oneonta Utilities Board
Opelika Housing Authority
Opelika Power and Light
Opelika Water Works
Opp Housing Authority
Orange Beach Wastewater Treatment Plant
Orange Beach Water Authority
Palmer Petroleum, Inc.
Parker Creek Water Company LLC
Perdido Bay Water, Sewer & FPD
Phil Campbell Housing Authority
Phil Campbell Water Works & Sewer Board
Pickens County Natural Gas District
Piedmont Housing Authority
Piedmont Water, Gas & Sewer Board
Pine Belt Telephone Company
Pine Bluff Water Authority
Pine Energies, Inc.
Plains Marketing, LP
Plantation Pipeline Company
Poarch Creek Indians Utilities Authority
Praxair, Inc.
Qwest Communications
Red Bay Water and Gas
Riviera Utilities
Roanoke Telephone Company
Roanoke, Utilities Board of the City of
Robertsdale, City of
Robinson's Bend Operating Company
Rockford Water & Gas
Russellville Gas Board
Samson Resources Company
Saraland, City of
Saraland Water Service
Scottsboro Electric Power Board
Scottsboro Housing Authority
Scottsboro Water, Sewer & Gas Board
Sellers Station Water System
Selma Housing Authority
Sheffield Utilities
Shelby County Water Services
Shell Chemical
Shell Western E&P, Inc.
Silverhill, Town of
Singing River Electric Power Association
Slocomb Water Works & Sewer Board
Smiths Water and Sewer Authority
South Alabama Gas District
South Alabama Utilities
South Eastern Electric Development
South of Dauphin Apartments
Southeast Alabama Gas District
Southern Gas Transmission Company
Southern Power Company
Southern Light, LLC
Southern Natural Gas
Spanish Fort Water System
Spooner Petroleum Company
Spring Creek Apartments
Sprint
ST Services
Stevenson, Utilities Board of the Town of
Stewartville Water Authority

ALABAMA ONE-CALL MEMBERSHIP LIST

Sulligent Housing Authority
Sumiton Gas Board
Summerdale, Town of
Sylacauga Housing Authority
Sylacauga Utilities Board
Talladega Housing Authority
Talladega Water and Sewer Board
Tallassee, City of
Tallassee Housing Authority
TCG
TDS Telecom – Butler, Goshen, Grove Hill
TDS Telecom - Centre
Telepak Networks, Inc.
Tenaska Alabama Partners, LP
Tennessee Gas Pipeline Company
Texas Eastern Transmission Corp.
Thorsby, Town of
Timber Ridge Apartments
Transcontinental Pipeline
Trussville Utilities
Turnerville Water and F.P.D.
Tuscaloosa, City of
Tuscumbia Gas Department
Tuscumbia Housing Authority
Union Springs Telephone Company
Union Springs Utilities
University of Alabama in Huntsville
Unocal Corporation
US Steel
USG Pipeline Company
Uriah Water System
VAW Water System, Inc.
Valley Brook Apartments
Vernon Housing Authority
Vernon Water and Sewer Board
Vina Natural Gas
Wadley, Town of
Warrior River Water Authority
Weatherly Utility Services, LLC
Wedowee, Town of
West Jefferson Gas System
West Morgan – East Lawrence Water Authority
Wheeler Basin Natural Gas
Whitehouse Water System
Wilcox County Gas District
Williams Field Services
Wilton, Town of
Windstream Communications, Inc.
Winfield Housing Authority
Xspedius
York, City of

TOTAL MEMBERSHIP 363
Dec 08

ASSOCIATE MEMBERS

AMERICAN UTILITY SERVICES

PO Box 39
Monroe, NC 28111-0039
Contact: Dave Yeakley

CENTRAL LOCATING SERVICE

168 Chandalar Place Drive
Pelham, AL 35214
Contact: Bram Fuller
(205) 822-9540

PROCALL SERVICES

13026 Riverland Cove
Biloxi, MS 39532-9506
Contact: Marty Roberts
(228) 392-5889

UTILIQUEST

826 Creighton Rd. Suite B102
Pensacola, FL 32504
Brent Smith
850-474-8980

UTILIQUEST – GEORGIA

500 Northridge Road
Suite 300
Atlanta, GA 30350
Contact: H J McGinness
(678) 250-2605

SUPPORTING MEMBERS

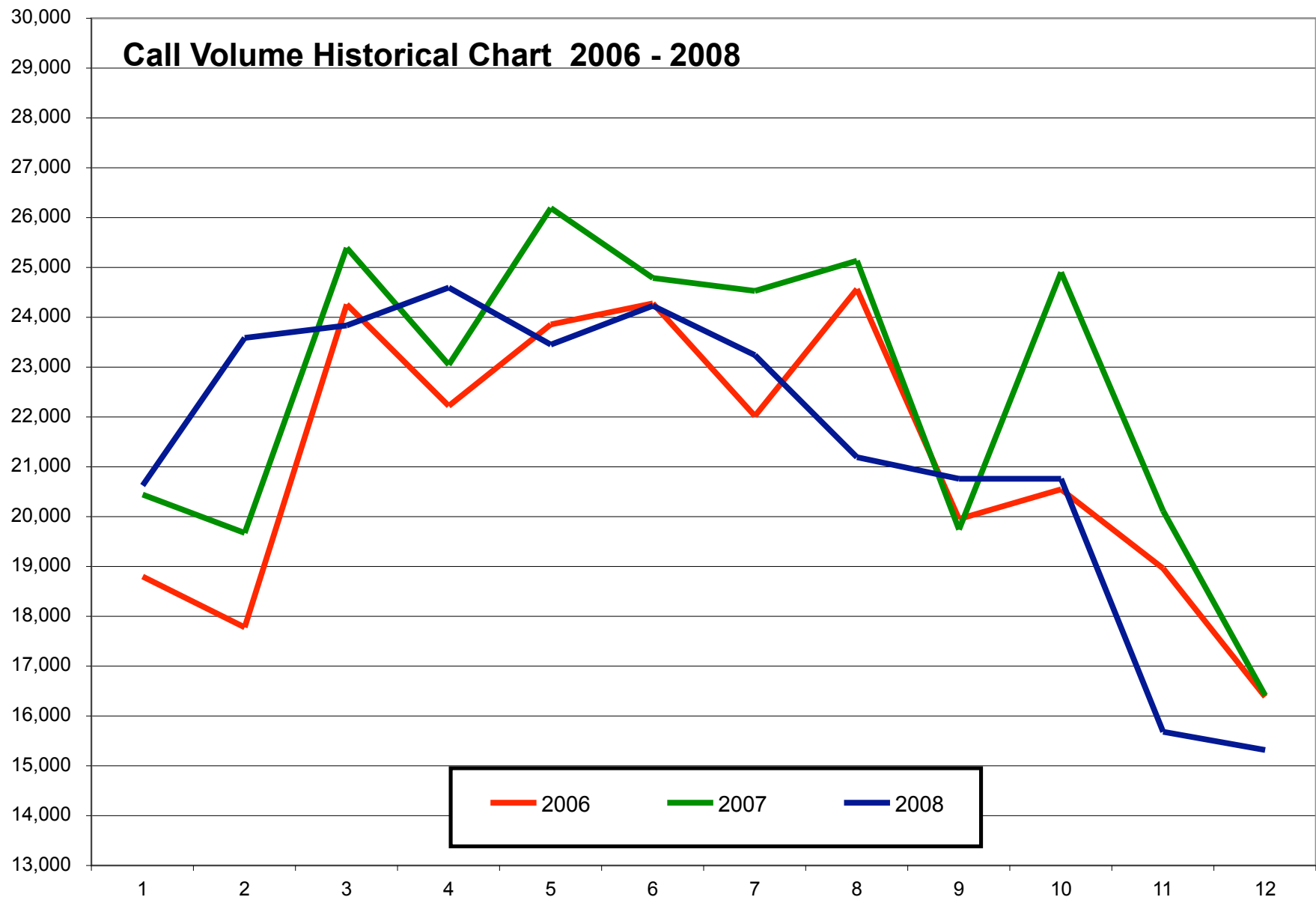
GEORGE COOP ASSOCIATES

788 Pinewood Lake Dr
Venice, FL 34292-3680
Contact: Karen Vernon
(205) 491-3131

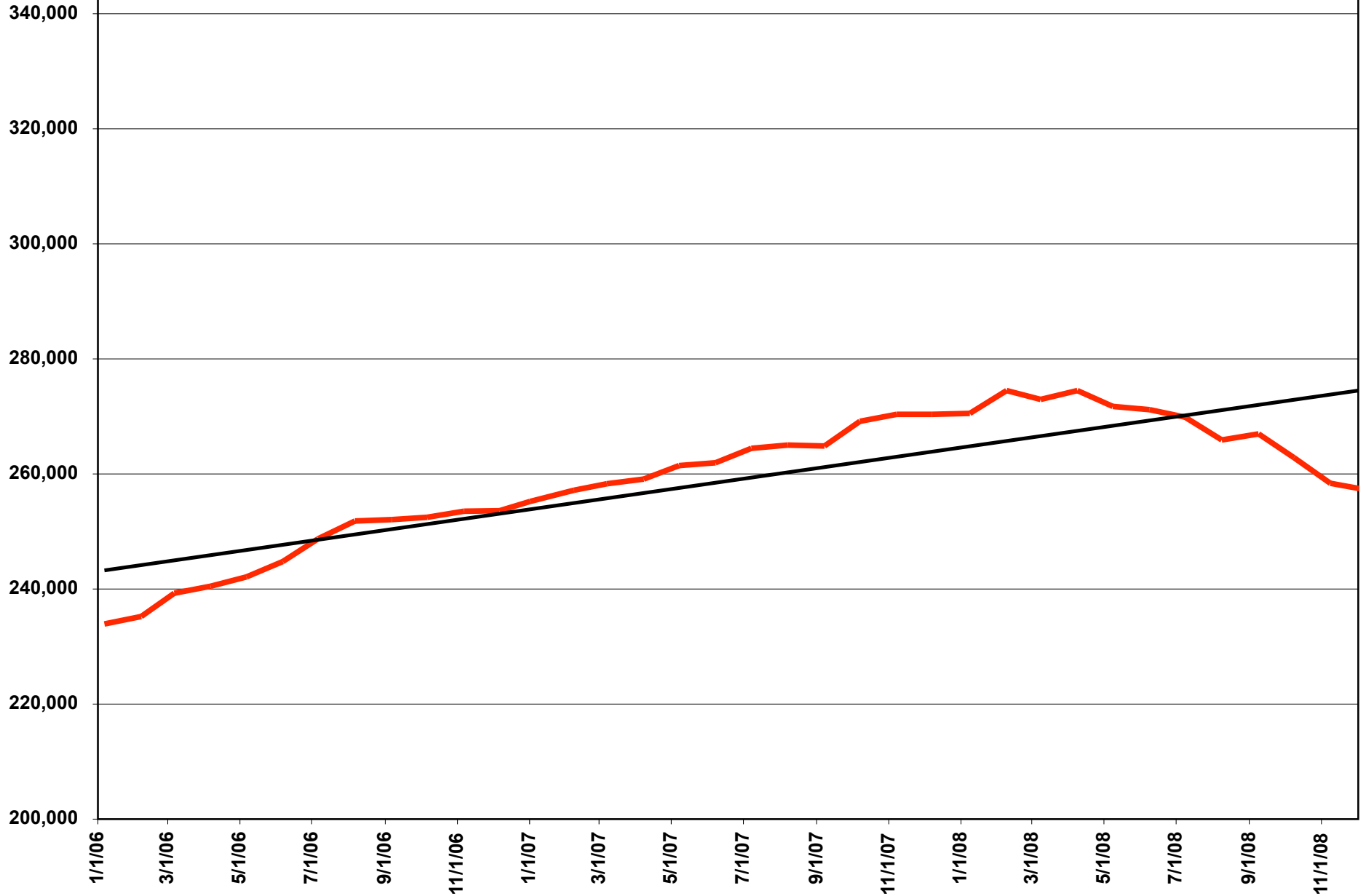
**ALABAMA ONE CALL
HISTORICAL REPORT OF CALL VOLUME
2006-2008**

MONTH	2006	INCREASE	%	2007	INCREASE	%	2008	INCREASE	%
JANUARY	18,799	690	4%	20,438	1,639	9%	20,628	190	1%
FEBRUARY	17,778	1,307	8%	19,673	1,895	11%	23,591	3,918	20%
MARCH	24,259	3,997	20%	25,393	1,134	5%	23,836	-1,557	-6%
APRIL	22,222	1,212	6%	23,052	830	4%	24,600	1,548	7%
MAY	23,857	1,606	7%	26,196	2,339	10%	23,450	-2,746	-10%
JUNE	24,277	2,712	13%	24,790	513	2%	24,230	-560	-2%
JULY	22,016	4,009	22%	24,531	2,515	11%	23,236	-1,295	-5%
AUGUST	24,569	3,054	14%	25,138	569	2%	21,191	-3,947	-16%
SEPTEMBER	19,949	232	1%	19,742	-207	-1%	20,759	1,017	5%
OCTOBER	20,546	364	2%	24,903	4,357	21%	20,755	-4,148	-17%
NOVEMBER	18,957	1,112	6%	20,119	1,162	6%	15,679	-4,440	-22%
DECEMBER	16,385	54	0%	16,418	33	0%	15,322	-1,096	-7%
TOTALS	253,614	20,349	9%	270,393	16,779	7%	257,277	(13,116)	-5%

Call Volume Historical Chart 2006 - 2008



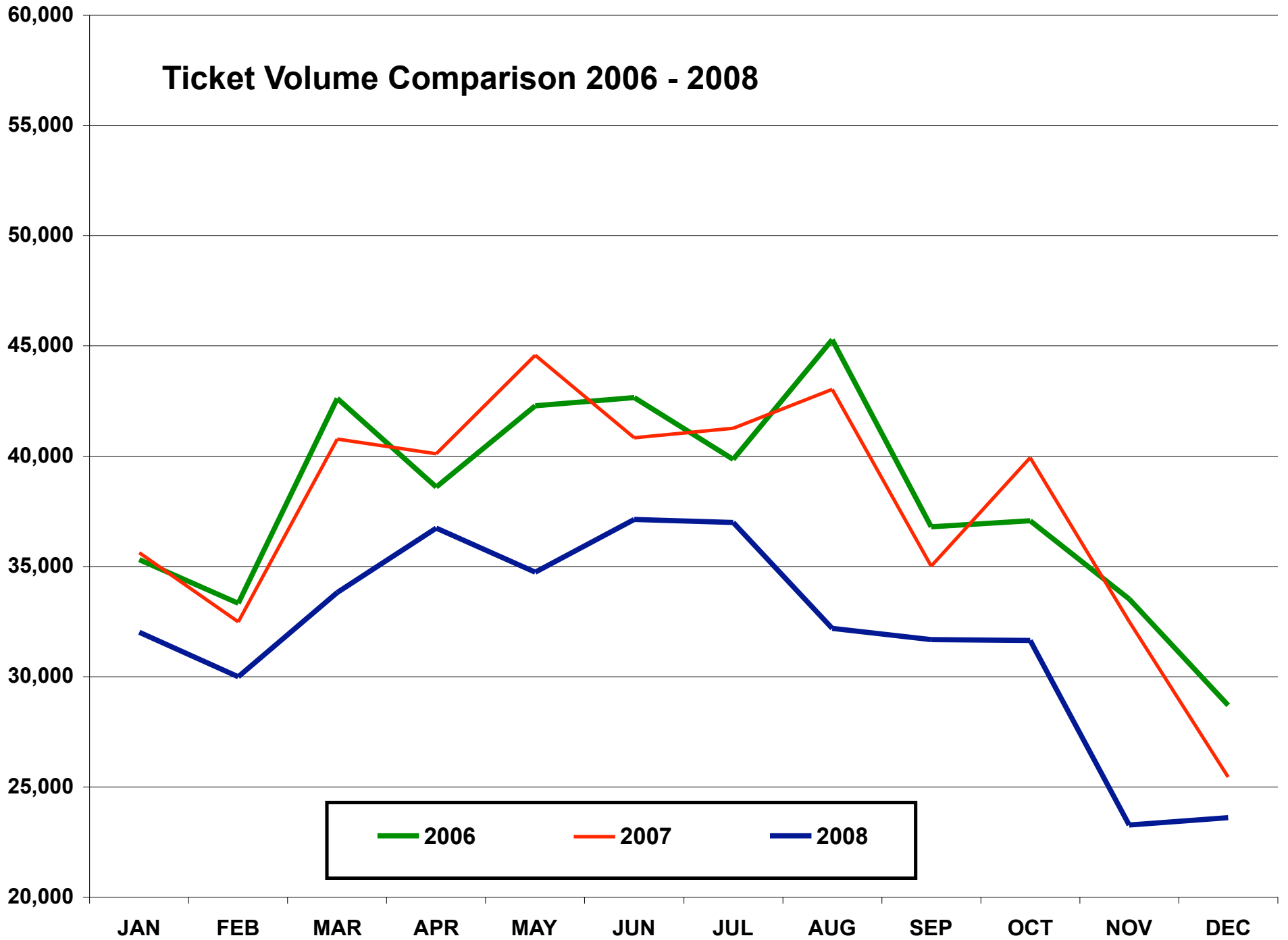
Call Volume 12 Month Moving Totals



**Alabama One Call
Historical Report of Ticket Volume
2006-2008**

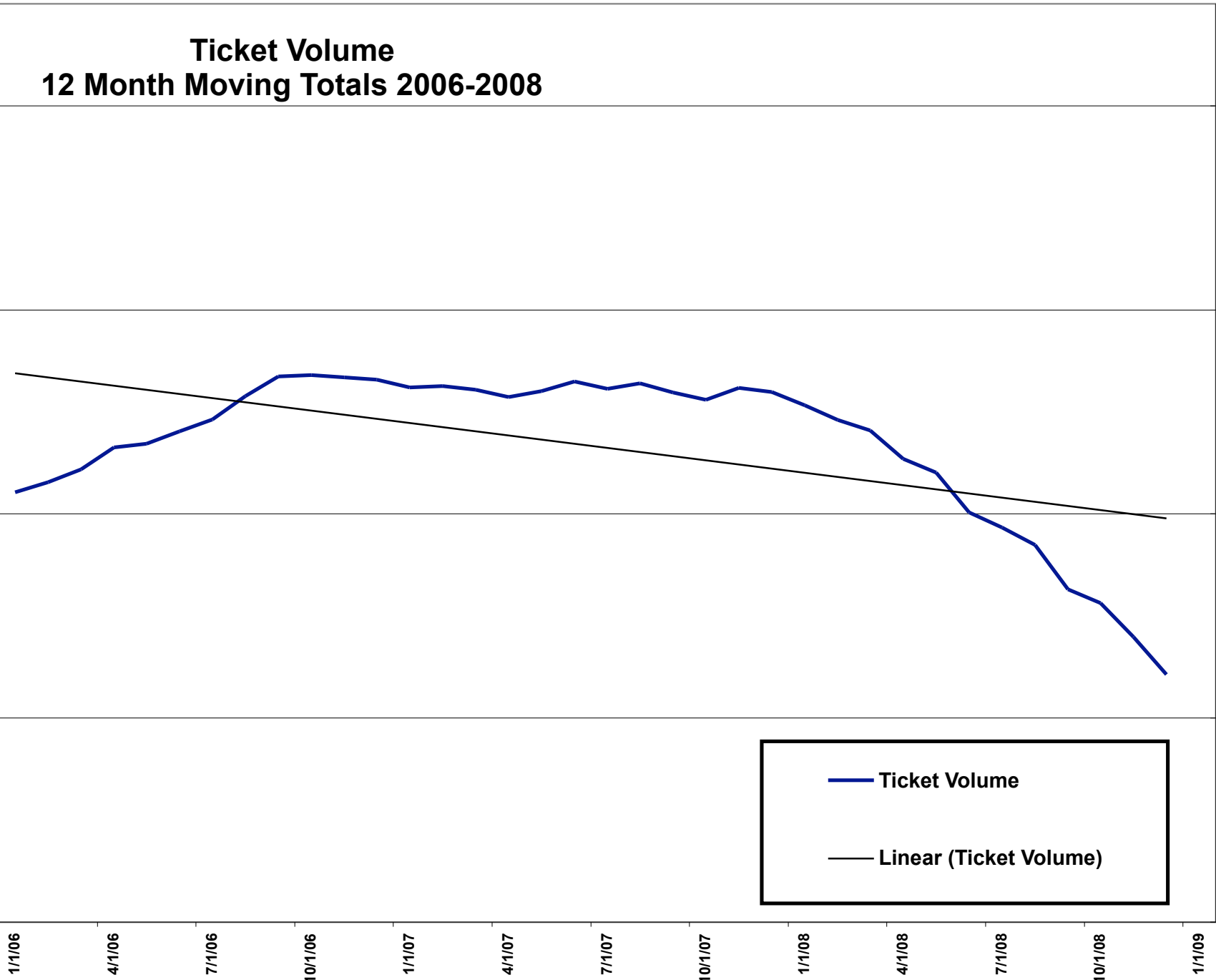
Month	2006	INCR	%	2007	INCR	%	2008	INCR	%
JAN	35,306	2,475	8%	35,629	323	1%	32,016	-3,613	-10%
FEB	33,328	3,200	11%	32,490	(838)	-3%	29,994	-2,496	-8%
MAR	42,615	5,327	14%	40,774	(1,841)	-4%	33,823	-6,951	-17%
APR	38,599	953	3%	40,104	1,505	4%	36,737	-3,367	-8%
MAY	42,282	3,032	8%	44,576	2,294	5%	34,738	-9,838	-22%
JUN	42,657	2,870	7%	40,836	(1,821)	-4%	37,135	-3,701	-9%
JUL	39,848	5,729	17%	41,261	1,413	4%	36,998	-4,263	-10%
AUG	45,281	4,808	12%	43,025	(2,256)	-5%	32,188	-10,837	-25%
SEP	36,805	421	1%	35,009	(1,796)	-5%	31,684	-3,325	-9%
OCT	37,074	(630)	-2%	39,941	2,867	8%	31,637	-8,304	-21%
NOV	33,514	(483)	-1%	32,509	(1,005)	-3%	23,274	-9,235	-28%
DEC	28,703	(1,957)	-6%	25,451	(3,252)	-11%	23,610	-1,841	-7%
TOTAL	456,012	25,745	6%	451,605	(4,407)	-1%	383,834	(67,771)	-15%

Ticket Volume Comparison 2006 - 2008



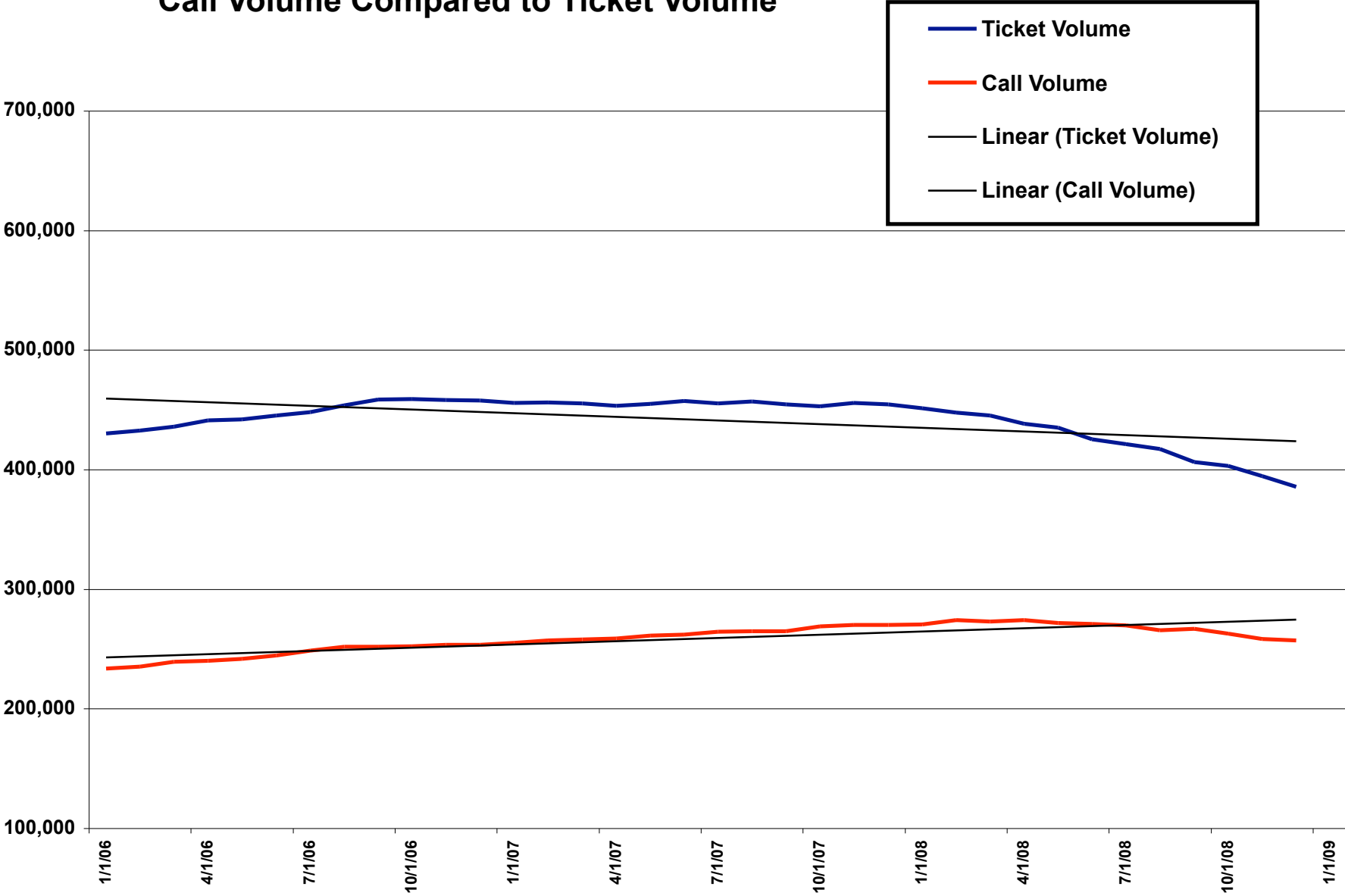
Ticket Volume 12 Month Moving Totals 2006-2008

525,000
475,000
425,000
375,000
325,000



— Ticket Volume
— Linear (Ticket Volume)

12 Month Moving Totals Call Volume Compared to Ticket Volume



MEMBER	2008	Jan-08	Feb-08	Mar-08	Apr-08	May-08	Jun-08	Jul-08	Aug-08	Sep-08	Oct-08	Nov-08	Dec-08	2008
TOTAL	Member Transmissions	199,026	184,571	208,984	225,439	213,361	227,945	229,397	198,322	196,291	197,588	146,370	150,211	YTD
AIR PRODUCTS & CHEMICALS - 01		15	22	16	9	8	13	15	9	15	11	13	10	156
ALABAMA DEPARTMENT OF TRANSPORTATION		686	691	763	797	767	828	772	622	577	818	718	750	8,789
ALABAMA GAS														-
	ANNISTON	452	411	449	565	479	624	578	506	489	541	363	286	5,743
	BIRMINGHAM	6,176	5,703	6,198	6,954	6,750	6,686	6,389	5,503	4,925	5,144	4,007	4,209	68,644
	GADSDEN	369	444	364	458	331	466	403	316	324	322	206	239	4,242
	JASPER	132	125	119	149	148	190	163	205	170	167	103	129	1,800
	LEEDS	346	306	336	375	322	372	362	338	328	272	166	177	3,700
	MARION	158	178	59	129	102	129	108	100	143	112	64	80	1,362
	MONTGOMERY	1,807	1,809	2,439	2,268	2,397	2,510	2,574	2,171	2,051	2,003	1,405	1,799	25,233
	OPELIKA	1,001	764	964	1,111	943	1,034	1,133	1,105	981	1,029	774	687	11,526
	PHENIX CITY	314	362	336	426	356	345	399	372	348	377	309	349	4,293
	ROGERSVILLE	158	142	155	194	159	197	231	131	163	154	79	95	1,858
	SELMA	102	133	137	133	170	163	218	166	152	193	109	130	1,806
	TALLADEGA	296	313	303	284	275	349	370	319	266	344	281	223	3,623
	TUSCALOOSA	1,597	1,353	1,523	1,542	1,466	1,459	1,451	1,382	1,419	1,371	938	934	16,435
	TUSKEGEE	55	57	81	81	71	67	55	54	104	103	65	83	876
ALABAMA POWER														-
	BIRMINGHAM DIV.	9,231	8,276	8,442	9,229	8,943	8,851	8,349	7,163	6,427	6,637	5,078	5,345	91,971
	EASTERN DIV.	2,687	2,570	2,683	3,024	2,582	2,902	2,943	2,576	2,418	2,399	1,880	1,718	30,382
	SOUTHERN DIV.	3,628	3,345	4,245	4,340	4,370	4,883	4,996	4,303	4,143	4,071	2,893	3,158	48,375
	WESTERN DIV.	2,886	2,674	2,909	2,933	2,859	3,107	2,883	2,783	2,759	2,803	1,947	1,875	32,418
	MOBILE DIV.	3,582	3,602	3,980	4,187	3,078	4,064	4,196	3,386	3,622	3,495	2,687	2,712	42,591
	SOUTHEAST DIV.	1,279	1,262	1,328	1,514	1,397	1,558	1,583	1,425	1,435	1,572	1,229	1,296	16,878
	FORT RUCKER	178	160	216	184	172	279	211	227	258	318	219	282	2,704
	APC91T	512	493	591	626	548	613	586	560	571	546	374	440	6,460
	ALABAMA UTILITY SERVICES, LLC	34	27	30	30	35	24	21	52	63	52	39	46	453
	ALABAMA WASTEWATER SYSTEMS, LLC	48	36	28	55	62	57	50	51	37	42	24	12	502
	ALABASTER WATER BOARD	268	277	267	424	434	341	305	245	277	258	216	209	3,521
	ALABASTER WATER BOARD - E	25	36	23	55	38	37	30	22	40	18	21	23	368
	ALATENN PIPELINE COMPANY	33	30	25	14	13	27	20	22	18	16	21	10	249
	ALEXANDER CITY, CITY OF	171	194	159	141	140	129	166	141	147	136	123	139	1,786
	ALEXANDER CITY HOUSING AUTHORITY	11	16	23	42	34	32	38	22					218
	ALBERTVILLE MUNICIPAL UTILITIES BOARD	94	88	89	80	90	62	76	50	58	77	58	63	885
	AMERICAN WATER	195	166	200	194	190	299	223	232	279	322	225	296	2,821
	ANNISTON WATER WORKS AND SEWER BOARD	304	296	294	384	270	396	353	317	317	386	248	203	3,768
	ARDMORE TELEPHONE	199	173	263	411	306	335	383	298	298	277	88	210	3,241
	ARLINGTON PROPERTIES	8	2	6	6	3	2	2	2	6	11	6	1	55
	ASHTON PLACE APARTMENTS	5	0	4	6	7	2	0	6					30
	A T & T	1,605	1,624	1,747	1,821	1,769	2,008	1,828	1,631	1,646	1,683	1,217	1,394	19,973
	A T & T													-
	BIRMINGHAM 01	8,348	7,672	8,185	9,276	9,010	8,999	8,455	7,368	6,570	6,902	5,317	5,495	91,597
	BIRMINGHAM 05	320	273	231	284	402	281	385	348	296	297	222	211	3,550
	DECATUR 01	6,471	6,242	7,120	8,113	7,087	8,093	8,379	7,377	7,298	7,112	5,095	4,701	83,088
	MOBILE	4,286	4,171	4,622	4,851	4,704	4,851	5,100	4,045	4,398	4,267	3,150	3,339	51,784
	MONTGOMERY 01	5,117	4,677	5,664	5,977	5,863	6,238	6,390	5,614	5,457	5,203	3,801	4,164	64,165
	MONTGOMERY 02	2,938	2,703	2,875	2,874	2,802	2,874	2,798	2,673	2,661	2,616	1,891	1,824	31,529
	PENSACOLA	1	0	2	2	1	1	0	0	0	0	0	0	7
	ATHENS, CITY OF	640	631	720	891	773	935	899	844	853	755	520	542	9,003
	ATMORE, CITY OF	191	344	335	225	186	284	176	75	105	120	92	68	2,201
	ATMOS ENERGY	0	0	0	0	1	1	0	1	1	5	1	1	11
	AUBURN WATER WORKS	602	411	573	676	545	704	734	733	572	546	446	355	6,897
	BAKERHILL WATER AUTHORITY	107	22	42	29	69	39	53	24	26	33	22	27	493
	BALDWIN COUNTY COMMISSION	170	140	174	159	138	148	157	124	134	151	109	116	1,720
	BALDWIN COUNTY EMC	1,294	1,023	1,298	1,333	1,294	1,423	1,430	1,089	1,202	1,268	960	1,042	14,656
	BALDWIN COUNTY SEWER SERVICE, LLC	655	509	625	644	615	625	731	574	692	670	526	702	7,568
	BALDWIN COUNTY SEWER SERVICE, LLC - E	12	7	6	11	7	4	7	7	4	4	5	4	78
	BAY GAS STORAGE COMPANY, LTD.	32	47	48	67	35	27	44	38	55	23	28	45	489
	BAYOU LA BATRE UTILITIES	82	84	98	102	145	97	121	136	187	147	142	135	1,476
	BCI/DSSI SERVICES LLC	409	304	365	385	364	415	390	338	573	439	251	265	4,498
	BEAUREGARD WATER AUTHORITY	133	105	129	106	101	102	99	95	98	125	69	72	1,234
	BELFOREST WATER SYSTEM	104	127	128	150	164	130	162	100	190	267	172	219	1,913
	BERRY, TOWN OF	4	10	35	7	9	9	13	5	11	14	10	9	136
	BERRY HOUSING AUTHORITY	2	1	12	2	1	0	2	1	2	2	0	0	25
	BIOFLOW - RUSSELL LANDS, INC.	50	101	54	16	17	21	13	9	13	8	11	19	332
	BIRMINGHAM WTR WORKS & SWR BRD	5,523	4,970	5,420	6,140	5,965	5,991	5,744	4,815	4,222	4,595	3,649	3,811	60,845
	BISHOP PETROLEUM	7	8	6	13	7	7	19	6	2	40	1	17	133
	BLACK BOX NETWORK SVCS, INC. - GOVERNMENTAL SOLUTIONS	77	61	43	76	42	50	48	37	45	91	60	42	672
	BLACK WARRIOR ELECTRIC MEMBERSHIP CORPORATION		39	7	8	3	7	6	0	11	14	9	0	104
	BLACK WARRIOR METHANE CORP.	5	6	7	7	6	7	13	5	4	8	9	11	88

MEMBER	2008	Jan-08	Feb-08	Mar-08	Apr-08	May-08	Jun-08	Jul-08	Aug-08	Sep-08	Oct-08	Nov-08	Dec-08	2008	YTD
TOTAL		199,026	184,571	208,984	225,439	213,361	227,945	229,397	198,322	196,291	197,588	146,370	150,211		2,377,505
FRONTIER COMMUNICATIONS OF LAMAR CO		6	8	18	16	11	40	76	31	54	17	8	43		328
FRONTIER COMMUNICATIONS OF THE SOUTH		231	66	372	271	211	349	228	129	145	158	116	100		2,376
FULTONDALE GAS		327	206	260	308	271	332	273	208	172	178	118	187		2,840
GENESIS CRUDE OIL, L.P.		20	22	39	54	29	27	63	110	57	177	87	69		754
GENEVA COUNTY GAS DISTRICT		32	37	22	27	11	10	21	27	11	25	14	15		252
GEOMET		42	60	69	64	68	42	42	25	26	33	34	18		523
GEORGIANA HOUSING AUTHORITY		0	0	0	0	2	0	0	0	0	1	3	0		6
GORDO, TOWN OF		9	9	24	8	7	30	6	4	11	3	2	3		116
GRAND BAY WATER WORKS, INC.		51	5	51	73	81	64	76	67	73	56	48	44		689
GRANGER ENERGY OF DECATUR LLC		2	2	0	0	0	0	2	5	0	1	0	0		12
GRAYSVILLE UTILITIES		75	65	71	172	188	180	202	144	150	126	52	55		1,480
GREATER GADSDEN HOUSING AUTHORITY		64	37	66	66	4	68	70	56	51	39	28	41		590
GREEHILL WATER & FIRE PROTECTION AUTHORITY		30	39	51	48	32	37	40	37	42	33	27	28		444
GTC, INC.		6	9	6	17	8	9	9	10	8	10	4	4		100
GUIN HOUSING AUTHORITY		6	7	2	3	1	3	6	1	3	0	17	7		56
GULF ATLANTIC OPERATIONS, LLC		7	4	3	5	2	7	11	27	4	11	0	0		81
GULF ATLANTIC OPERATIONS, LLC - E		0	0	0	0	0	0	0	0	0	0	0	0		-
GULF COAST MINERALS, LLC		48	33	42	31	28	51	39	36	37	28	19	60		452
GULF SHORES, UTILITIES BOARD OF THE CITY OF		187	153	224	257	230	299	250	253	177	236	179	222		2,667
GULF SOUTH PIPELINE		458	484	523	589	500	485	597	514	537	505	410	351		5,953
GULF SOUTH PIPELINE 02		42	47	54	38	35	44	65	60	51	52	46	33		567
GULF SOUTH PIPELINE 03											7	0	4		11
GULF TELEPHONE CO.		1,328	1,016	1,309	1,318	1,248	1,446	1,472	1,128	1,326	1,264	965	1,155		14,975
GULFSTREAM NATURAL GAS SYSTEM, LLC		19	10	22	25	23	41	29	28	17	15	10	14		253
GULFSTREAM NATURAL GAS SYSTEM, LLC - E		2	0	0	0	10	0	0	0	0	2	0	1		15
GUNTERSVILLE WATER BOARD		26	44	44	53	51	61	88	37	52	61	19	34		570
HACKLEBURG HOUSING AUTHORITY		6	5	8	6	26	9	8	6	3	8	3	6		94
HALEYVILLE HOUSING AUTHORITY		19	14	18	18	16	29	15	19	17	43	10	10		228
HAMILTON, HOUSING AUTHORITY OF		13	15	3	5	9	16	9	7	4	10	5	5		101
HANCEVILLE HOUSING AUTHORITY		9	6	18	13	17	13	9	16	14	23	14	5		157
HANCEVILLE HOUSING AUTHORITY - E		0	0	0	0	0	0	0	0	0	0	0	0		-
HARTSELLE UTILITIES		158	126	172	157	139	155	140	143	136	168	94	89		1,677
HARVEST MONROVIA WATER SYSTEM		425	361	484	585	516	601	628	507	519	445	245	231		5,547
HAYNEVILLE TELEPHONE COMPANY, INC.		17	25	23	23	18	42	55	22	36	54	42	26		383
HAYNEVILLE TELPHONE COMPANY, INC. - E		0	2	1	0	1	1	0	0	0	0	0	0		5
HIGHMOUNT EXPLORATION AND PRODUCTION		113	95	83	105	107	89	98	77	91	81	39	38		1,016
HILCORP ENERGY COMPANY		0	0	4	0	0	0	1	1	0	0	0	0		6
HOOVER, CITY OF		88	55	85	98	161	112	136	92	98	178	94	136		1,333
HUGULEY WATER AND FIRE PROTECTION		28	35	18	28	40	35	32	30	51	56	46	48		447
HUNT REFINING CO.		109	50	50	59	61	87	62	40	43	56	58	58		733
HUNTSVILLE, CITY OF - LANDSCAPE MANAGEMENT		305	362	367	406	371	384	383	311	348	318	240	225		4,020
HUNTSVILLE, CITY OF - WATER POLLUTION CONTROL		17	14	19	19	12	18	38	11	30	22	13	5		218
HUNTSVILLE HOUSING AUTHORITY		135	147	154	194	153	150	157	134	182	141	110	94		1,751
HUNTSVILLE UTILITIES - ELECTRIC DEPARTMENT		2,016	1,911	2,343	2,089	2,300	2,475	2,779	2,339	2,474	2,251	1,643	1,158		25,778
HUNTSVILLE UTILITIES - ELECTRIC DEPARTMENT - E		107	120	120	137	93	133	168	155	125	165	111	131		1,565
HUNTSVILLE UTILITIES - GAS DEPARTMENT		1,751	1,720	1,965	2,226	1,871	2,011	2,257	1,935	2,065	1,933	1,289	1,184		22,207
HUNTSVILLE UTILITIES - FIBER		32	40	41	73	46	38	31	34	42	34	33	25		469
HUNTSVILLE UTILITIES - WATER DEPARTMENT		1,335	1,337	1,523	1,684	1,458	1,509	1,665	1,421	1,477	1,417	979	890		16,695
ICG TELECOM GROUP, INC.		867	807	891	972	917	813	936	731	544	672	502	625		9,277
INTEGRA WATER, LLC			11	11	20	15	19	18	15	11	24	11	3		158
INTERSTATE FIBERNET		402	416	433	469	427	430	477	360	419	405	319	368		4,925
INTERSTATE TELEPHONE COMPANY		208	173	177	212	214	207	181	180	211	299	224	187		2,473
JABSCO OIL OPERATING, LLC		0	0	2	0	1	3	1	2	1	3	0	2		15
JACKSONVILLE GAS		53	56	52	58	86	66	61	98	74	62	49	47		762
JEMISON WATER DEPARTMENT		21	19	27	32	18	48	20	27	33	21	12	16		294
JENKINS BRICK COMPANY		0	3	1	1	2	1	0	2	2	0	1	2		15
JENKINS BRICK COMPANY 02		13	16	7	17	16	23	14	13	14	13	18	19		183
JOE WHEELER EMC		529	464	521	565	478	579	561	557	531	540	451	364		6,140
KENTUCKY DATA LINK, INC											35	27	28		90
KNOLOGY - GA		59	32	30	30	29	47	51	73	35	26	46	50		508
KNOLOGY OF MONTGOMERY		1,890	1,876	2,491	2,391	2,508	2,525	2,571	2,156	2,059	2,058	1,470	1,791		25,786
LAFAYETTE GAS		24	26	29	24	44	22	28	36	44	22	24	40		363
LAMAR COUNTY GAS		12	13	20	13	11	28	77	46	49	56	27	32		384
LAMAR COUNTY WATER AND FIRE PROTECTION AUTH		41	54	62	48	37	80	129	100	106	111	65	71		904
LANETT, CITY OF		8	4	16	19	38	52	38	22	48	42	27	32		346
LANETT HOUSING AUTHORITY		8	4	16	19	17	22	17	11	24	19	13	15		185
LAWRENCE COLBERT COUNTIES GAS DISTRICT		48	55	83	63	37	63	46	62	65	57	41	53		673
LEMOYNE WATER SYSTEM, INC.		18	22	43	44	43	29	33	16	26	19	17	41		351
LEVEL 3 COMMUNICATIONS		1,057	1,132	1,219	1,356	1,230	1,211	1,327	1,072	1,029	1,094	923	936		13,586
LIGHTCORE - 01		226	242	242	256	222	218	219	188	200	209	156	125		2,503
LIGHTCORE - 02		83	71	49	102	52	57	70	55	70	97	69	58		833
LIGHTWAVE TECHNOLOGIES, L.L.C.		119	122	92	124	106	99	155	87	110	139	109	97		1,359

ALABAMA ONE-CALL INCOMING CALL DISTRIBUTION REPORT - 2008

COUNTY	JAN	FEB	MAR	APR	MAY	JUNE	JULY	AUG	SEPT	OCT	NOV	DEC	TOTALS
AUTAUGA	399	449	675	573	716	582	624	469	403	419	318	277	5,904
BALDWIN	2,023	1,692	2,086	2,031	2,021	2,153	2,251	1,744	2,041	2,060	1,496	1,677	23,275
BARBOUR	193	81	111	105	164	157	160	144	117	134	93	137	1,596
BIBB	134	92	134	122	145	132	142	138	101	157	119	101	1,517
BLOUNT	180	131	138	174	146	154	240	135	178	135	123	120	1,854
BULLOCK	9	21	11	16	12	15	21	23	6	3	6	10	153
BUTLER	114	71	68	83	81	92	102	65	84	127	65	40	992
CALHOUN	551	515	539	710	617	775	679	659	668	710	506	388	7,317
CHAMBERS	228	194	222	236	269	219	207	188	222	294	237	206	2,722
CHEROKEE	85	97	81	127	128	130	127	103	147	104	70	48	1,247
CHILTON	224	232	290	289	233	326	273	292	302	265	173	194	3,093
CHOCTAW	21	52	26	30	42	58	39	22	20	24	28	33	395
CLARKE	152	132	120	142	120	133	140	119	160	134	79	104	1,535
CLAY	68	42	121	64	75	67	52	69	50	45	22	32	707
CLEBURNE	82	92	87	88	55	106	130	129	103	119	115	127	1,233
COFFEE	141	124	207	179	167	223	183	169	135	162	126	130	1,946
COLBERT	355	324	415	397	409	466	469	389	411	386	283	312	4,616
CONECUH	73	68	67	69	49	80	90	96	69	74	64	55	854
COOSA	69	50	45	54	37	61	56	53	36	56	32	41	590
COVINGTON	95	94	143	134	135	137	120	88	89	98	69	59	1,261
CRENSHAW	29	22	33	33	17	39	28	30	26	29	20	44	350
CULLMAN	574	491	574	647	596	591	709	652	545	629	473	446	6,927
DALE	270	292	333	287	284	412	355	319	394	454	303	399	4,102
DALLAS	138	162	173	163	228	231	273	214	205	239	150	157	2,333
DEKALB	96	79	105	128	148	143	110	163	163	107	42	49	1,333
ELMORE	639	632	742	761	712	824	822	597	678	629	394	412	7,842
ESCAMBIA	328	497	497	385	323	464	412	245	251	279	195	167	4,043
ETOWAH	468	586	530	651	545	668	722	576	494	470	352	352	6,414
FAYETTE	50	53	88	49	100	124	80	72	122	106	68	39	951
FRANKLIN	105	133	103	130	139	126	121	112	128	136	119	96	1,448
GENEVA	74	68	56	89	56	47	46	44	36	46	42	41	645
GREENE	85	76	63	73	72	76	51	60	28	69	55	54	762
HALE	121	126	105	139	151	177	153	91	167	122	78	67	1,497
HENRY	63	56	62	64	64	74	59	64	59	68	74	60	767
HOUSTON	401	409	482	509	476	607	544	487	480	471	345	369	5,580
JACKSON	131	116	141	171	155	165	159	152	133	147	87	151	1,708
JEFFERSON	5,484	4,953	5,375	5,826	5,643	5,853	5,462	4,765	4,282	4,427	3,543	3,775	59,388
LAMAR	41	54	62	48	37	82	131	100	106	113	65	71	910
LAUDERDALE	632	591	654	775	654	829	783	627	709	588	432	358	7,632
LAWRENCE	142	150	143	164	156	164	181	185	165	175	163	149	1,937
LEE	1,258	1,002	1,215	1,431	1,233	1,318	1,482	1,421	1,226	1,126	844	770	14,326
LIMESTONE	628	617	701	850	731	890	864	792	811	723	503	516	8,626
LOWNDES	41	42	51	55	48	74	89	57	33	56	42	35	623
MACON	91	96	109	114	118	139	128	114	166	167	112	135	1,489
MADISON	2,135	2,050	2,471	2,873	2,392	2,603	2,961	2,507	2,601	2,406	1,624	1,455	28,078
MARENGO	99	102	97	131	93	99	69	77	116	94	74	86	1,137
MARION	89	104	80	98	101	136	91	95	107	110	101	72	1,184
MARSHALL	262	268	287	315	318	279	324	232	244	263	208	211	3,211
MOBILE	2,991	2,864	3,238	3,561	3,479	3,409	3,576	3,047	3,136	3,058	2,347	2,386	37,092
MONROE	56	71	86	94	117	120	110	116	117	118	111	62	1,178
MONTGOMERY	1,485	1,390	1,791	1,760	1,768	1,903	1,934	1,660	1,638	1,612	1,130	1,505	19,576
MORGAN	681	641	842	860	662	818	771	760	700	740	526	475	8,476
PERRY	51	69	32	84	65	44	34	54	64	57	21	26	601
PICKENS	76	76	76	111	57	73	40	82	52	65	31	40	779
PIKE	101	121	126	125	141	149	132	100	103	80	58	101	1,337
RANDOLPH	271	217	185	215	237	196	256	193	194	147	166	155	2,432
RUSSELL	365	350	303	433	320	403	389	397	385	405	372	333	4,455
SHELBY	2,369	2,258	2,336	2,940	2,766	2,502	2,390	2,055	1,855	1,963	1,383	1,361	26,178
ST CLAIR	601	475	541	682	614	775	709	581	498	514	338	351	6,679
SUMTER	69	90	77	107	75	112	89	111	85	107	75	53	1,050
TALLADEGA	553	520	561	546	542	584	611	591	559	540	448	379	6,434
TALLAPOOSA	261	303	275	294	278	291	303	295	307	299	259	269	3,434
TUSCALOOSA	1,959	1,752	1,973	1,868	1,860	1,818	1,802	1,668	1,661	1,622	1,079	1,095	20,157
WALKER	258	253	266	280	309	375	312	334	288	273	227	228	3,403
WASHINGTON	39	38	46	56	64	50	62	39	59	57	42	43	595
WILCOX	40	14	17	34	42	56	45	34	49	62	25	38	456
WINSTON	120	112	134	105	131	157	119	127	117	163	104	83	1,472
TOTAL	32,016	29,994	33,823	36,737	34,738	37,135	36,998	32,188	31,684	31,637	23,274	23,610	383,834

**EXCAVATOR LOCATE REQUESTS WITH
LESS THAN 48 HOUR NOTICE
2008**

MONTH	SHORT NOTICE LOCATE REQUESTS	TOTAL LOCATE REQUESTS	PERCENTAGE
January	6,349	31,992	20%
February	6,137	29,974	20%
March	6,267	33,809	19%
April	6,503	36,714	18%
May	6,826	34,722	20%
June	7,140	37,106	19%
July	6,754	36,974	18%
August	6,410	32,171	20%
September	5,957	31,664	19%
October	6,110	31,614	19%
November	4,417	23,256	19%
December	4,492	23,595	19%
TOTAL	73,362	383,591	19%

2008 PUBLICITY AND ACTIVITIES

I. PUBLIC TALKS, PRESENTATIONS AND ASSOCIATION MEETINGS

Alabama Agriculture Safety Days – Hayneville, Hazel Green and Fort Payne, AL

Alabama Cable Telecommunications Association Legislative Breakfast –
Montgomery, AL

Alabama Construction Safety Conference – Pelham, AL

Alabama County Commissions Association – Legislative Presentation –
Birmingham, AL

Alabama Gas Pipeline Safety Meeting – Montgomery, AL

Alabama League of Municipalities Annual Convention – Birmingham, AL

Alabama Natural Gas Association Spring Seminar - Birmingham, AL

Alabama Natural Gas Association - Corrosion Control Committee –
Birmingham, AL

Alabama Natural Gas Association Annual Conference – Lake Oconee, GA

Alabama Rural Electric Cooperative Association Convention – Montgomery, AL

Alabama Rural Electric Cooperative Association “Underground School” - AOC
Presentation – Montgomery, AL

Alabama Rural Water Association Convention – Mobile, AL

Alabama Department of Transportation - Maintenance Management Conference
Birmingham, AL

ALDOT Construction Engineers/United Way Golf Tournament – Montgomery, AL

Alagasco Safety Meeting, AOC Presentation – Leeds, AL

Alabama Vegetation Management Society Conference – Tuscaloosa, AL

Alabama Public Awareness Cooperative Training (APACT) Meetings -
Huntsville, Ozark, Fayette, Aliceville, Boaz, Gardendale, Foley, Atmore, Prattville,
Auburn, Oxford, Northport, Alexander City, Florence, Mobile

Association of County Engineer’s Conference – Orange Beach, AL

Birmingham Area Municipalities Association EXPO – Gardendale, AL

Birmingham Homebuilders Appreciation EXPO – Pelham, AL

Contractor Awareness/Dig Safely Breakfast – Decatur Utilities, AL

Huntsville Utilities Safety Meeting, AOC Presentation – Huntsville, AL

Locate Rodeo – Duluth, GA

Pipeline Group Meeting – Pelham, AL

Southern Gas Association/ANGA Fall Seminar – Decatur, AL

Tallapoosa County Road & Transportation and EMA Safety Meeting AOC Presentation – Dadeville, AL

Utility Coordination Committee Bi- Monthly Meetings –Birmingham, Pelham, AL

Utility Coordination Committee Quarterly Meetings – Athens/Decatur, AL

Utility Coordination Committee Monthly Meetings – Mobile, AL

II. ARTICLES AND PUBLICATIONS

Alabama Construction Directory and User's Guide – Associated Builders and Contractors Association – Advertisement

Alabama County Commissioners Association Website – Editorial for Alabama One Call APACT Meetings, Invitations, Dates, Locations

AGC Southern Constructor - EI Constructor – Advertisement 3 issues

Alabama League of Municipalities Journal – Advertisement 3 issues

Alabama - Mississippi Telephone Association – Membership Directory – Directory Listing

Alabama Road Builder Association - Membership Directory – Advertisement

Alabama Road Builder Magazine – Advertisement 2 issues

Alabama Rural Water Association Directory – Advertisement

Alabama Rural Water Association – The Waterline – Quarterly Publication –
Advertisement 4 issues

Associated Builders and Contractors Directory and User's Guide – Advertisement

Associated General Contractors Membership Directory Advertisement

Associated General Contractors “Build Alabama Awards” Banquet Program -
Advertisement

Associated General Contractors Action News – Advertisement and 811 Editorial

Associated General Contractors – Constructor – National Membership Directory

Autauga County Plat Book - Ad

Bill Insert – Alabama Power

Bill Insert – Alagasco

Bill Inserts – AT&T

Bill Advertisement – Marshall County Gas

Birmingham Barons Hoover Met Concourse Sign – Barons Baseball, SEC
Baseball Tournament

Birmingham Magazine City Guide - Ad

Building in Alabama – Homebuilders of Alabama Association –
Advertisement 3 issues

Calera Monthly - Calera Gas /Alabama One Call Advertisement

Fultondale Chamber of Commerce T-Shirt - Ad

Greater Birmingham Homebuilders Association Membership Directory -Ad

Greater Birmingham Homebuilders Association Parade of Homes Plan Book - Ad

Montgomery County Plat Book - Ad

PIPELINE, Alabama Waterworks Association Magazine – 4 Advertisements

The North Jefferson News – Fultondale Gas 811 Call Before You Dig - Advertisement

Southeast Alabama Gas District Newsletter – Call Before You Dig Article

US Airways Gift Guide – Ad (Coop with 11 other One Call Centers)

Weather E-Forecast ABC 33/40 – Advertisement - Multiple Months

White Page Directory Listings for multiple telephone companies in Alabama

III. Advertising/Media Activities

WJOX FM Sports Radio

“The Opening Drive” and “Paul Finebaum Show”

- Twenty radio spots - May – Promoting 811
- Region’s Memorial Golf Classic Week – Ninety six 10 second mentions and - May– Promoting 811
- SEC Media Days Live Broadcast at Wynfrey Hotel – WJOX FM and WSPZ AM Sponsorship Forty 10 second mentions and twelve radio spots - July– Promoting 811
- 811 Radio Spots for August, September, October, November, December

WDXB 102.7 Black History Month – Two 30 second radio spots

IV. Alabama One Call Publications

Newsletter mailed to mail list over 16,100 Excavators and AOC Members

Newsletter to AOC Membership

Pipeline Safety and Emergency Response Booklet for APACT program.

Public Awareness Flyers for the ALDOT Convention and Letter to all ALDOT and County Road & Transportation Divisions.

Educational Materials and Alabama One Call Handouts were mailed to the Contractors and Member Companies.

V. One-Call Meetings

Common Ground Alliance Annual Meeting – Las Vegas, NV

One Calls of America – Semi Annual Meetings

One Calls of America Health Committee

One Call Systems International Directory Committee

One Call Systems International E-Survey/Data Collection Committee

One Call Systems International/CGA Meeting – Las Vegas, NV

One Call Systems International/CGA Meeting – Arlington, VA

Progressive Partnering Business Continuity Planning Meeting

Progressive Partnering Users Conference – Nashville, TN

Progressive Partnering IT/GIS Development Council Meetings

RP 1162 Compliance Program Planning Meetings

Southeast Regional One Call Spring Meeting – Lexington, KY

Southeast Regional One Call Fall Meeting – Little Rock, AR

Southeast Regional One Call Supervisor Winter Meeting – Atlanta, GA

Southeast Regional One Call Supervisor Fall Meeting – Roanoke, VA

Southeast Regional One Call Supervisor Training Subcommittee Meetings

Underground Safety Institute – Las Vegas, NV