

ALABAMA ONE CALL

2003 ANNUAL SUMMARY

The year of 2003 was a year of transition for Alabama One Call, its excavators and member companies.

In February of 2003, Alabama One Call completed its deployment on a new software platform known as GeoCall. This software was developed by five one call centers and their staff and addressed many of the issues faced in one call software applications. These five one call centers, incorporated as Progressive Partnering, Inc. allows for a true partnership in the use of the software application as opposed to a vendor purchased software. The AOC has much more direct input in the direction of the software development than we have had in the past.

The most important change associated with this software was the mapping interface used to determine which member facility owners would be notified. This mapping interface is based on a GIS system utilizing shapefiles of member facilities or service areas. This helps to reduce the number of notification outside of their direct service area, which was a problem on the old grid basis.

By utilizing the shapefile basis for notification, the AOC is able to better screen the locate requests for our member utility companies and reduce the number of over notifications they may have been receiving previously. For the excavator, the AOC is able to provide a more accurate list of potential utilities that may be affected at their jobsite so they have a more defined group of markings to look for when they begin their work. Our member companies have also been able to "true up" their notification area more in line with their actual facilities as opposed to the old grid format. Some of the member companies who have more defined facility locations, such as long distance carriers and pipelines, have been able to reduce their notifications up to 85% or more.

As with any change, there were a few bumps along the way, but the AOC feels we have overcome those in a reasonable amount of time and things have been running much more smoothly since our first month of operation. Hopefully, by utilizing the mapping interface we are able to provide a better quality ticket to our member companies and provide more accurate notification information to our excavators.

As a follow up to continue to improve this system, the AOC is spending time and resources to work with our member companies and various resources to continue to improve and build our landbase information for street data and landmark information. The challenge faced by not only Alabama One Call, but all one call centers, is we often get notification of construction for areas that have not yet been established on published map data. As always, any help that our

members and excavators can provide for these new areas of construction is greatly appreciated.

The trend that began the last quarter of 2001 continued during 2003. The AOC experienced a slight increase in call volume and a flat increase in locate request volume for the year. However, during the last months of the year, we began to have a trend upward again and hope to see this continue during the 2004.

In terms of Damage Prevention Education, the AOC has been instrumental in continuing to help develop new UCCs (Utility Coordination Councils) in various parts of the state. UCCs are a very productive avenue to improve communications between utility owners, their contractors, and the governmental permitting agencies in a defined area. These groups meet periodically to review current, pending and future construction projects. If you are interested in helping to get one started in your area, please contact Michele Dory at mdory@al1call.com

During 2004, the AOC will continue to work to improve our landbase information and work with establishing a stronger GIS system for the state as a whole. This should benefit both our members and excavating community as GIS becomes more of our routine work environment. The AOC will also be helping to introduce, support and educate on legislation reform dealing with Underground Damage Prevention.

As always, the AOC staff and Board of Directors, are appreciative of the support we receive from our members in the efforts of Alabama One Call. We are committed to improving the safety and protection of underground facilities throughout our state and those who work and live around these facilities.

Annette R. Reburn
Executive Director

ALABAMA ONE-CALL MEMBERSHIP LIST

AT&T
Adelphia Business Solutions
Air Products & Chemicals
Alabama Department of Transportation
Alabama Gas Corporation
Alabama Power Company
Alabaster Water Board
AlaTenn Pipeline Company
Albertville Municipal Utilities Board
Alexander City, City of
Alexander City Housing Authority
AllTel Alabama, Inc.
Alta Vista Manor Apartments
Anniston Water Works and Sewer Board
Arlington Properties
Ashton Place Apartments
Athens Housing Authority
Athens Utilities, City of
Atmore, City of
Atmos Energy
Attalla Housing Authority
Auburn Water Works Board, City of
Baldwin County Cable
Baldwin County EMC
Baldwin County Sewer Service
Bakerhill Water Authority
Bay Gas Storage Company, Inc.
Bay Minette Utilities Board
Bayou La Batre Utilities
Bear Creek/Hackleburg Housing Authority
BellSouth
Berry Gas Board
Berry Housing Authority
Birmingham Water Works & Sewer Board
Bishop Petroleum, Inc.
Black Box Network Services, Inc. – Gov.
Solutions
Black Warrior Methane Corporation
Boaz Gas Board
Boaz Water and Sewer Board
Bonnie Doone Apartments
Boston, Housing Authority of
BP Products North America
Brent Housing Authority
Brewton, City of
Bridgeport Housing Authority
Bridgeport Utilities
Bright House Networks – Birmingham
Bright House Networks – Eufaula & Wetumpka
Brindlee Mountain Telephone Company
Broadwing Communications
Brookside, Town of
Brookview Apartments
Butler, Town of Utilities Board
Cable Alabama Corporation
Cable One
Cable Options
CableSouth
Calera and Montevallo Housing Authority
Calera Water & Gas Board
Camp Hill, Town of
Canoe Water & Fire Protection Authority
Carbon Hill Housing Authority
Carbon Hill Utilities Board
Carroll's Creek Water Authority
Central Alabama Electric Cooperative
Central Talladega County Water District
Central Water Works
CenturyTel of Alabama
Charter Communications – Alexander City
Charter Communications – Athens
Charter Communications – Birmingham
Charter Communications – Decatur
Charter Communications – Hartselle
Charter Communications - Hoover
Charter Communications – Lanett
Charter Communications – Lee County
Charter Communications - Montgomery
Charter Communications – Tuscaloosa
Cherokee Water and Gas Department
Chevron U.S.A. Inc.
Childersburg Water, Sewer & Gas Board
Chilton Water Authority
Clarke-Mobile Counties Gas District
Clayton Housing Authority
Colonial Pipeline
Columbia Square Apartments
Columbiana, City of
Columbiana Housing Authority
Columbiana Water Board
Com-Link, Inc.
Comcast Cablevision of Gadsden
Comcast Cablevision (Huntsville)

ALABAMA ONE-CALL MEMBERSHIP LIST

Comcast Cablevision (Mobile)
Comcast Cablevision of the Shoals
Comcast Cablevision (Tuscaloosa)
Cordova Housing Authority
Cordova Water and Gas
Cottonwood Housing Authority
Crosstex Energy Services
Cullman-Jefferson Counties Gas District
Cullman Water Department, City of
Dadeville Housing Authority
Dadeville Water Supply & Gas Board
Daphne Utilities Board, City of
Dauphin Island Gathering Partners
Decatur Housing Authority
Decatur Utilities
DeKalb-Cherokee Counties Gas District
Dixie Electric Cooperative
Dixie Pipeline Company
Dominion
Dora Utilities
DTE Biomass Energy, Inc.
e.spire Communications, Inc.
East Alabama Water District
East Central Gas District
East Cullman Water System
El Paso Field Services
Enbridge Pipelines (Alabama Gathering), Inc.
Enbridge Pipelines (Alabama Intrastate), Inc.
Enbridge Pipelines (AlaTenn), Inc.
Energen Resources – Oak Grove
Energen Resources – Vance
Englewood Hulls Water System
Enterprise Products Operating L.P.
Eufaula Water Works & Sewer Board
Eutaw Housing Authority
Exxon Mobil Corporation
Fairhope Utilities Board
Falkville, Town of
Farmers Telephone Co-Op, Inc.
Fayette Gas Board
Flomaton, Town of
Floral Gas Department
Florence, City of
Florence Housing Authority
Florida Gas Transmission Company
Fort Deposit Housing Authority
Four Star Oil & Gas
Freemanville Water System, Inc.
Frontier Communications of Alabama
Frontier Communications of Lamar Co.
Frontier Communications of the South
Fultondale Gas Board
Genesis Crude Oil, L.P.
Geneva County Gas District
GeoMet, Inc.
Georgiana Housing Authority
Gordo Housing Authority
Gordo, Town of
Graysville Utilities
Greater Gadsden Housing Authority
GTC, Inc.
Guin Housing Authority
Gulf Shores, Utilities Board of the City of
Gulf South Pipeline
Gulfstream Natural Gas System, LLC
Gulf Telephone Company
Guntersville Water Board
Haleyville Housing Authority
Hamilton Housing Authority
Hanceville Housing Authority
Hartselle Utilities Board
Hayneville Telephone Company, Inc.
Holiday Village Mobile Home Park
Hoover, City of
Hunt Refining Company
Huntsville, City of
Huntsville Housing Authority
Huntsville Utilities, Electric, Gas and Water
ICG Telecom Group, Inc.
Interstate FiberNet
Interstate Telephone Company
Jacksonville Gas Water & Sewer Board
Jefferson County Housing Authority
Jemison Water Department
Jenkins Brick Company
Joe Wheeler EMC
KMC SouthEast Corporation
KMC Telecom III, Inc.
KNOLOGY of Montgomery
Lafayette, City of
Lafayette Housing Authority
Lamar County Gas District
Lanett, City of
Lanett Housing Authority

ALABAMA ONE-CALL MEMBERSHIP LIST

Lawrence Colbert Counties Gas District
Lee Chambers Utilities District
Lemoyne Water System, Inc.
Level 3 Communications
Lightwave Technologies, LLC
Lincoln, City of
Linde Gas, Inc.
Linden, City of
Lineville Housing Authority
Link Energy LLC
Livingston, City of Utility Board
Livingston Housing Authority
Loachapoka Water Authority
Loxley, Town of
Madison, City of, Public Works Department
Madison, City of Water and Wastewater
Madison River Communications
Mallard Cablevision
Maplesville Waterworks & Gas Board
Marshall County Gas District
MCI Telecommunications
McCall Water System, Inc.
Mediacom
Millport Housing Authority
Mitchell Water System, Inc.
Mobile, City of
Mobile Area Water and Sewer Service
Mobile County Water, Sewer and FPD
Mobile Gas Service
Monroeville Water Works
Montevallo Water Works
Moulton Gas Board, Town of
Moundville Telephone
Mount Vernon Water & Gas
Mulga, Town of
North Alabama Gas District
Northwest Alabama Gas District
Notasulga, Town of
Otelco Telephone, LLC
Otelco Telephone, LLC / Walnut Grove
Oneonta Utilities Board
Opelika Housing Authority
Opelika Power and Light
Opelika Water Works
Opp Housing Authority
Orange Beach Wastewater Treatment Plant
Orange Beach Water Authority
Palmer Petroleum, Inc.
Perdido Bay Water, Sewer & FPD
Phil Campbell Housing Authority
Phoenix Pipeline, LLC
Pickens County Natural Gas District
Piedmont Housing Authority
Piedmont Water, Gas & Sewer Board
Pine Energies, Inc.
Plains Marketing, LP
Plantation Pipeline Company
Praxair, Inc.
Qwest Communications
Red Bay Water and Gas
Riviera Utilities
Roanoke Telephone Company
Roanoke, Utilities Board of the City of
Robertsdale, City of
Robinson's Bend Operating Company
Rockford Water & Gas
Royal Management Company
Russellville Gas Board
Samson Resources Company
Saraland, City of
Scottsboro Electric Power Board
Scottsboro Housing Authority
Scottsboro Water, Sewer & Gas Board
Sellers Station Water System
Selma Housing Authority
Sheffield Utilities
Shelby Woods Senior Housing
Shell Chemical
Shell Western E&P, Inc.
Silverhill, Town of
Smiths Water and Sewer Authority
South Alabama Gas District
South Alabama Sewer Service Corporation
South Alabama Utilities
South Eastern Electric Development
South of Dauphin Apartments
Southeast Alabama Gas District
Southern Gas Transmission Company
Southern Power Company
Southern Light, LLC
Southern Natural Gas
Spooner Petroleum Company
Spring Creek Apartments
Sprint

ALABAMA ONE-CALL MEMBERSHIP LIST

ST Services
Stevenson, Utilities Board of the Town of
Sulligent Housing Authority
Sumiton Gas Board
Summerdale, Town of
Sylacauga Housing Authority
Sylacauga Utilities Board
Talladega College Hills Apartments
Talladega Housing Authority
Tallasse, City of
Tallasse Housing Authority
TCG
Telepak Networks, Inc.
Tenaska Alabama Partners, LP
Tennessee Gas Pipeline Company
Texas Eastern Transmission Corp.
Timber Ridge Apartments
Transcontinental Pipeline
TransMontaigne Product Service - East
Trussville Utilities
Turnerville Water and F.P.D.
Tuscaloosa, City of
Tuscumbia Gas Department
Tuscumbia Housing Authority
Union Springs Housing Authority
Union Springs Telephone Company
Union Springs Utilities
Unocal Corporation
U S Steel
U S Steel Mining Company, LLC
USG Pipeline Company
VAW Water System, Inc.
Valley Brook Apartments
Vernon Housing Authority
Vernon Water and Sewer Board
Village at Moody
Village Green Apartments
Vina Natural Gas
Wadley, Town of
Weatherly Utility Services, LLC
Wedgewood Manor Apartments
Wedowee, Town of
West Jefferson Gas System
West Morgan – East Lawrence Water Authority
Wheeler Basin Natural Gas
Whitehouse Water System
Wilcox County Gas District

Williams Field Services
WilTel Communications, LLC
Wilton, Town of
Winfield Housing Authority
York, City of

TOTAL MEMBERSHIP 332
December 2003

ASSOCIATE MEMBERS

ASCENSION INTEGRATION

810 Franklin Court, Suite A
Marietta, GA 30067
Contact: Alex Brown
(678) 298-1494

ATLANTA GAS LIGHT CO.

1219 Caroline Street NE
Atlanta, GA 30307
Contact: Ed Richards
(404) 391-3617

CENTRAL LOCATING SERVICE

168 Chandalar Place Drive
Pelham, AL 35214
Contact: Sean Murphy
(205) 822-9540

COMMUNICATION SERVICES, INC

6220 Gilboa Road
Marshville, NC 28103
Contact: Patrick Burk
(704) 624-5884

DIXIE ARC, INC

PO Box 986
Sheffield, AL 35660
Contact: Tony Burns
(256) 381-7080

PINPOINT LOCATING, INC.

6461 County Hwy 24
Oneonta, AL 35121
Contact: Steve Martin
(205) 625-5042

PROCALL SERVICES
13026 Riverland Cove
Biloxi, MS 39532-9506
Contact: Marty Roberts
(228) 392-5889

T & H LOCATING
4410 County Road 76
Rogersville, AL 35652
Contact: Oneal Haney
(256) 247-9722

UTILIQUEST
1442 S. Beltline Hwy
Mobile, AL 36693
Contact: Dylan Barbier
(251) 661-7031

UTILIQUEST – GEORGIA
500 Northridge Road
Suite 300
Atlanta, GA 30350
Contact: H J McGinness
(678) 250-2605

SUPPORTING MEMBERS

BLACKBURN MANUFACTURING CO.
PO Box 86
Neligh, NE 68756
Contact: Scott Gissing
(800) 942-5816

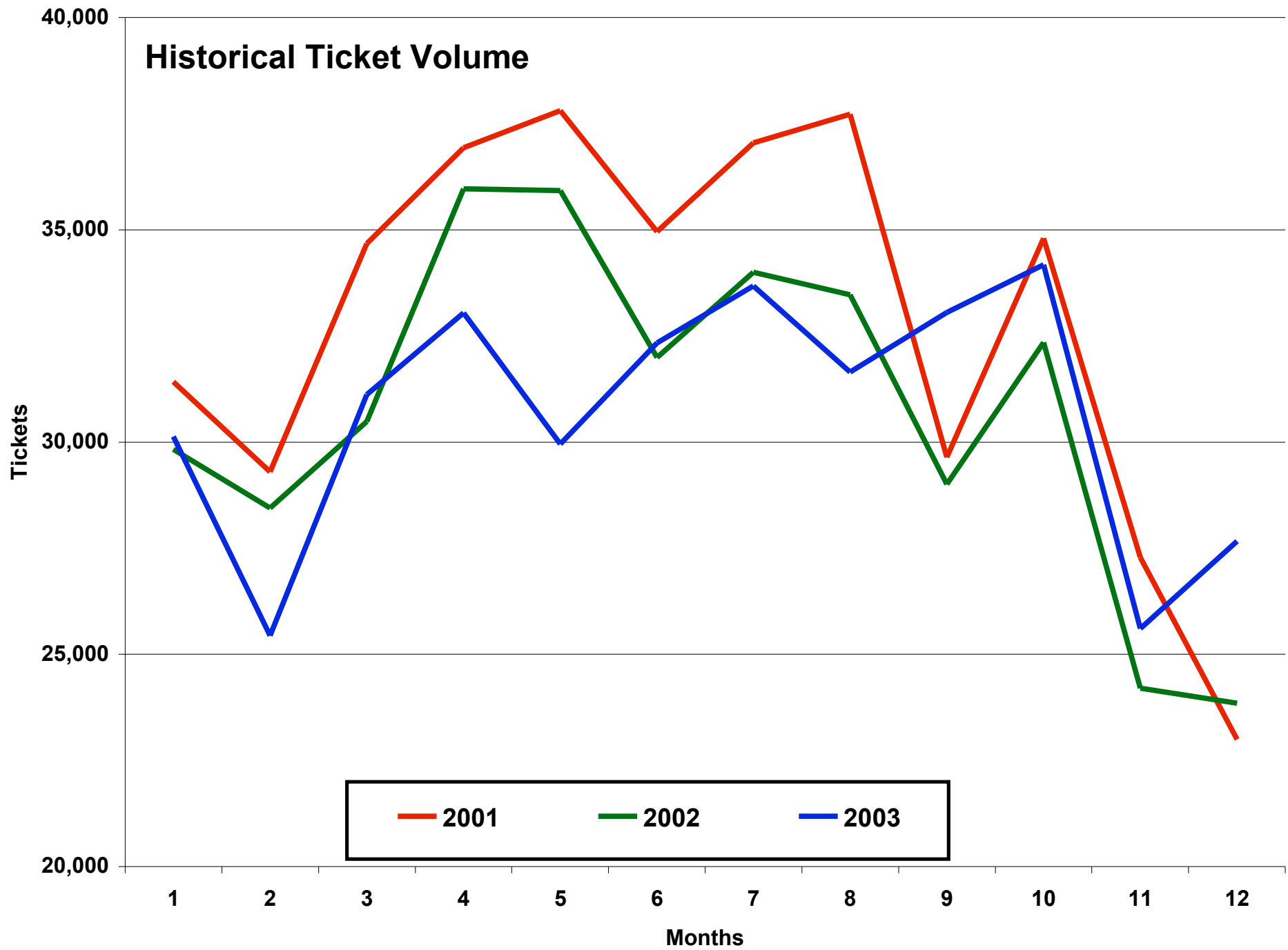
GEORGE COOP ASSOCIATES
788 Pinewood Lake Dr
Venice, FL 34292-3680
Contact: Karen Vernon
(205) 491-3131

TeIDIG SYSTEMS, INC
577 RUE St.-Joseph E.
Quebec City, QC Canada G1K3B7
Contact: Martin F. Johnson
(800) 501-5554

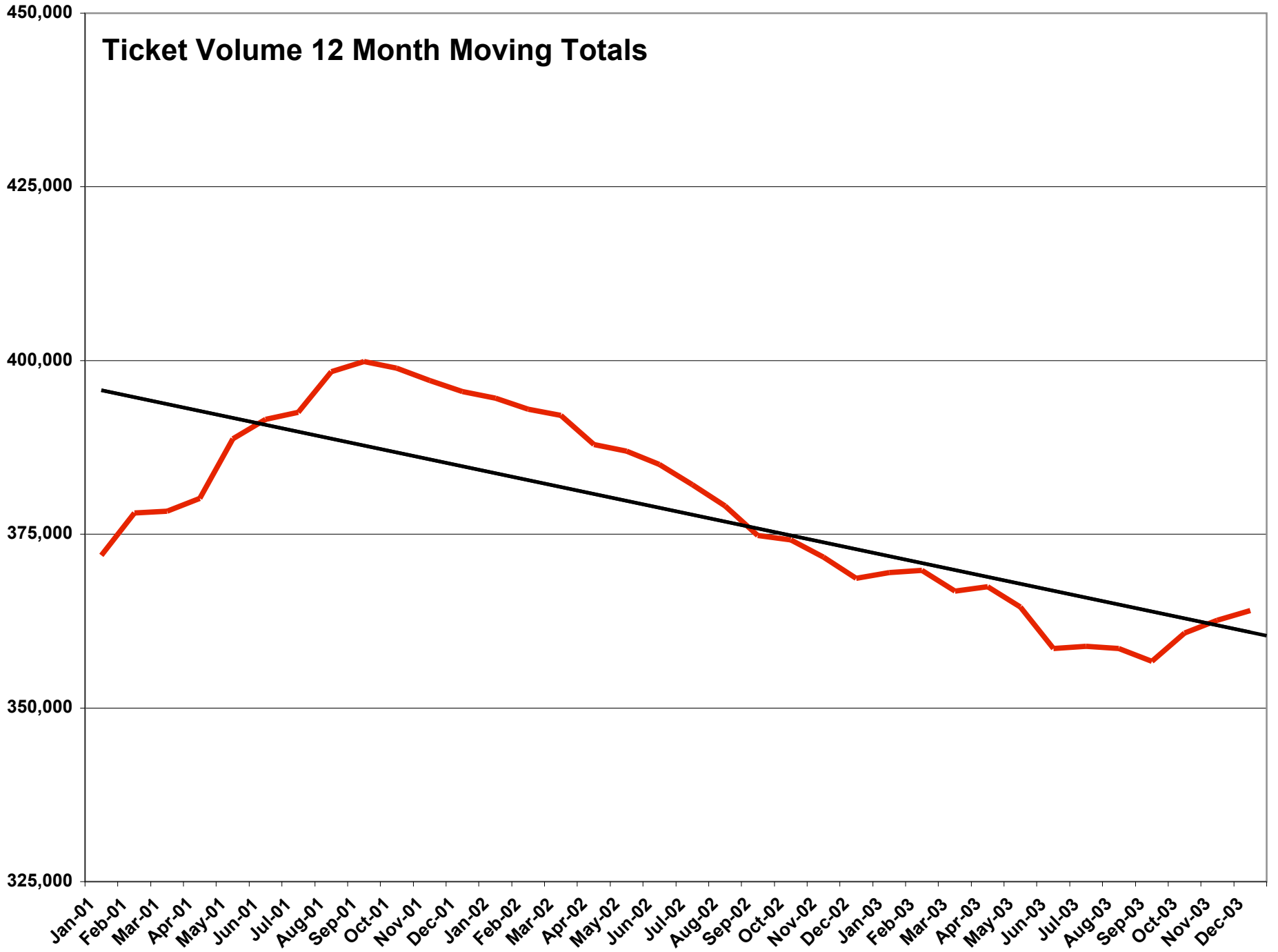
**Alabama One Call
Historical Report of Ticket Volume
2001-2003**

Month	2001	INCR	%	2002	INCR	%	2003	INCR	%
JAN	31,417	6,061	24%	29,827	(1,590)	-5%	30,134	307	1%
FEB	29,294	265	1%	28,441	(853)	-3%	25,436	(3,005)	-11%
MAR	34,677	1,844	6%	30,487	(4,190)	-12%	31,122	635	2%
APR	36,929	8,610	30%	35,962	(967)	-3%	33,039	(2,923)	-8%
MAY	37,810	2,760	8%	35,925	(1,885)	-5%	29,949	(5,976)	-17%
JUN	34,953	1,017	3%	31,987	(2,966)	-8%	32,333	346	1%
JUL	37,046	5,853	19%	34,004	(3,042)	-8%	33,678	(326)	-1%
AUG	37,726	1,464	4%	33,468	(4,258)	-11%	31,646	(1,822)	-5%
SEP	29,646	(939)	-3%	29,010	(636)	-2%	33,053	4,043	14%
OCT	34,804	(1,764)	-5%	32,342	(2,462)	-7%	34,171	1,829	6%
NOV	27,276	(1,598)	-6%	24,198	(3,078)	-11%	25,608	1,410	6%
DEC	22,991	(984)	-4%	23,846	855	4%	27,662	3,816	16%
TOTAL	394,569	22,589	6%	369,497	(25,072)	-6%	367,831	(1,666)	0%

Historical Ticket Volume



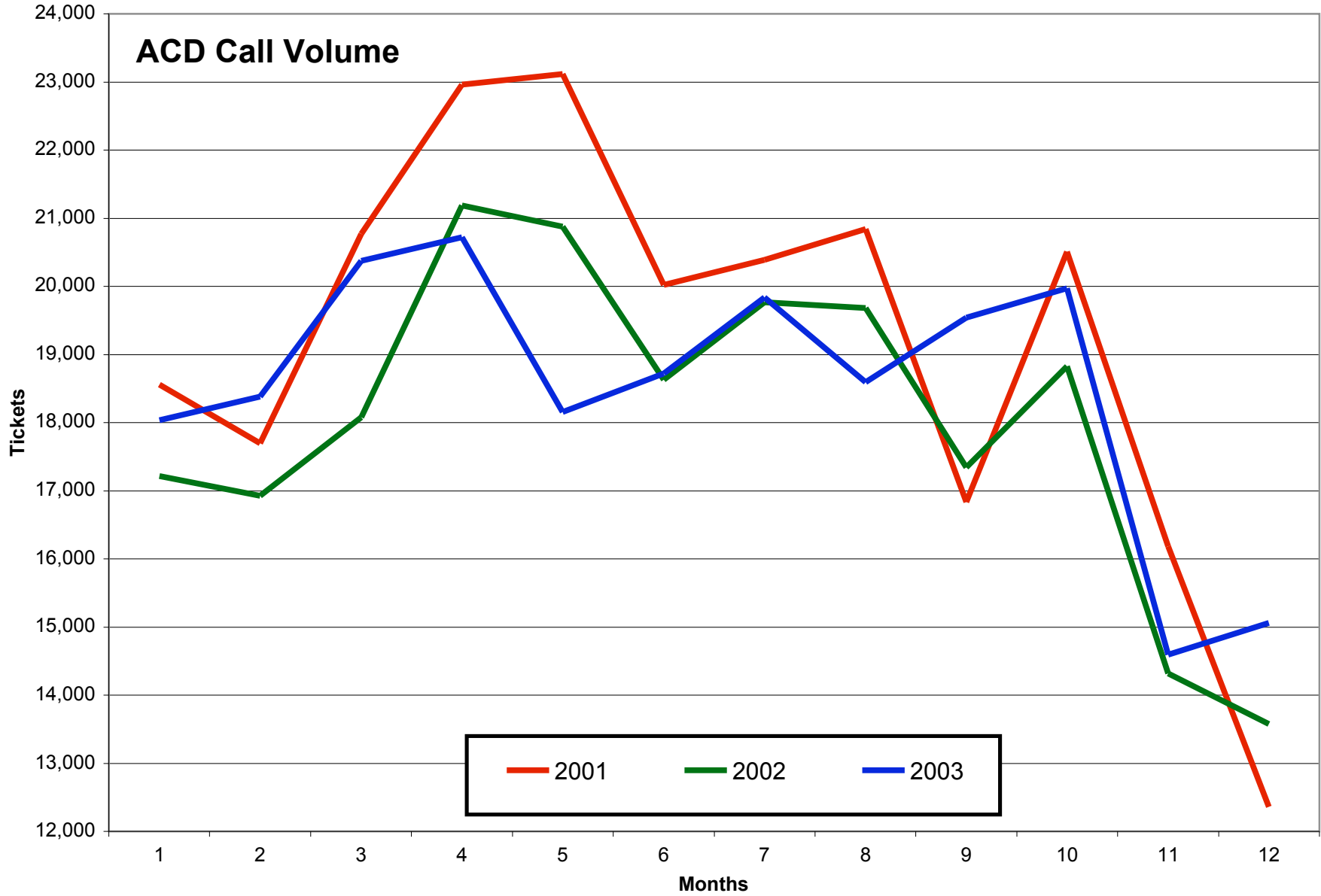
Ticket Volume 12 Month Moving Totals



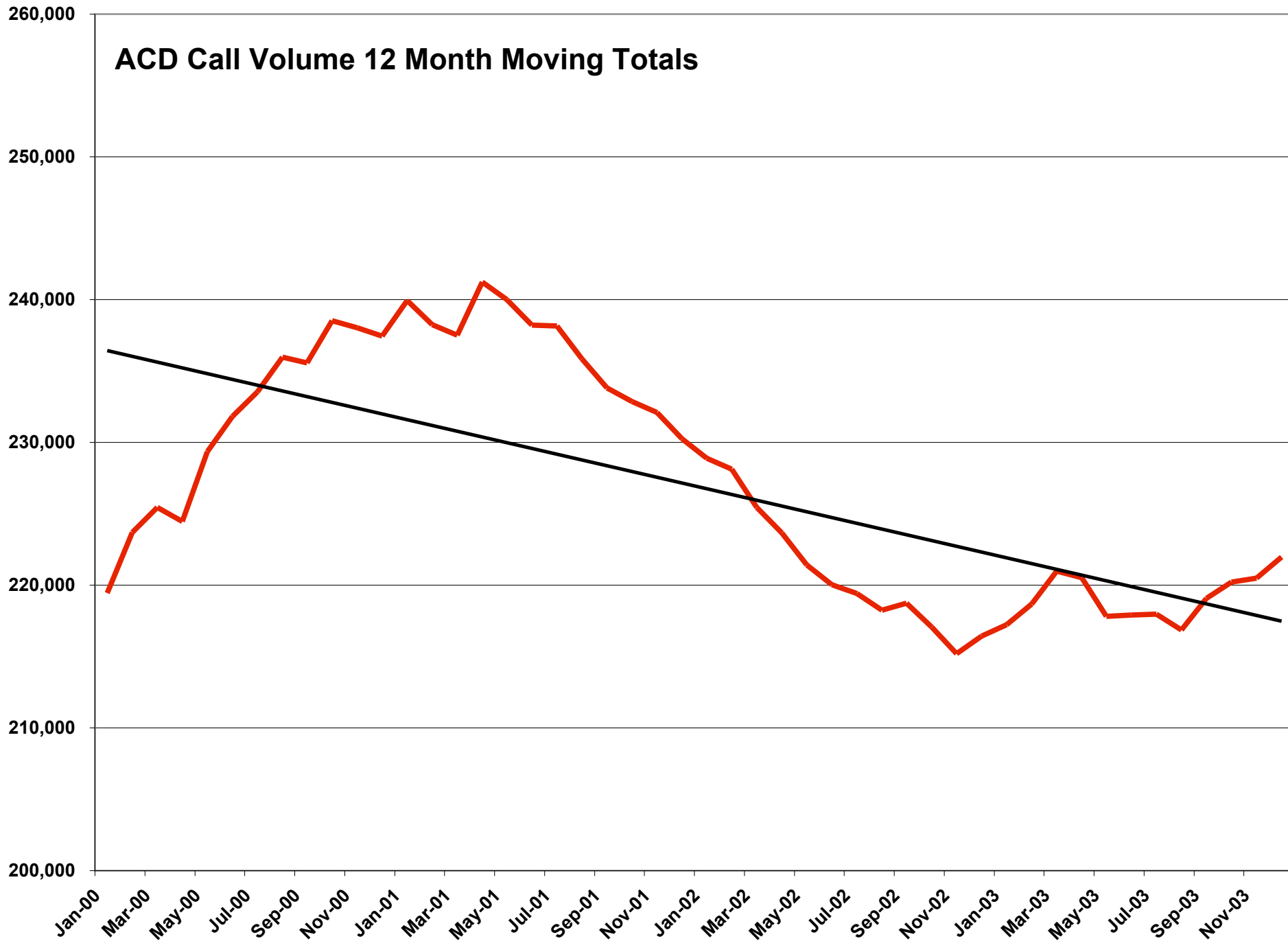
**ALABAMA ONE CALL
HISTORICAL REPORT OF CALL VOLUME
2001-2003**

MONTH	2001	INCR.	%	2002	INCR.	%	2003	INCR.	%
JAN	18,558	2,484	15%	17,216	(1,342)	-7%	18,032	816	5%
FEB	17,695	(1,709)	-9%	16,923	(772)	-4%	18,382	1,459	9%
MAR	20,770	(715)	-3%	18,077	(2,693)	-13%	20,372	2,295	13%
APR	22,959	3,715	19%	21,185	(1,774)	-8%	20,721	(464)	-2%
MAY	23,115	(1,224)	-5%	20,876	(2,239)	-10%	18,158	(2,718)	-13%
JUN	20,020	(1,784)	-8%	18,630	(1,390)	-7%	18,719	89	0%
JUL	20,389	(71)	0%	19,769	(620)	-3%	19,836	67	0%
AUG	20,844	(2,294)	-10%	19,680	(1,164)	-6%	18,593	(1,087)	-6%
SEP	16,836	(2,042)	-11%	17,341	505	3%	19,540	2,199	13%
OCT	20,510	(944)	-4%	18,827	(1,683)	-8%	19,975	1,148	6%
NOV	16,183	(785)	-5%	14,318	(1,865)	-12%	14,591	273	2%
DEC	12363	(1,847)	-13%	13575	1,212	10%	15059	1,484	11%
TOTAL	230,242	(7,216)	-3%	216,417	(13,825)	-6%	221,978	5,561	3%

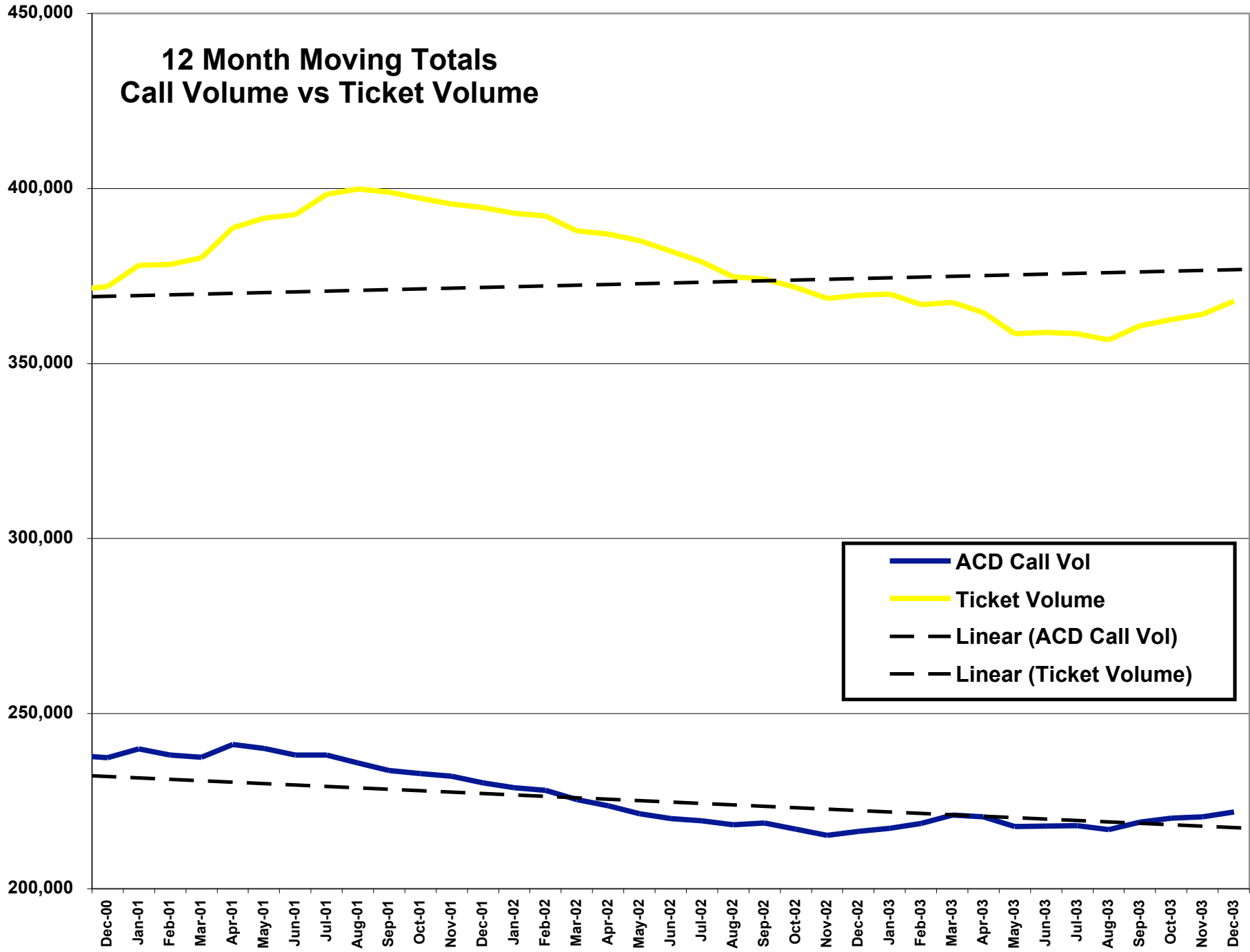
ACD Call Volume



ACD Call Volume 12 Month Moving Totals



12 Month Moving Totals Call Volume vs Ticket Volume



**EXCAVATOR LOCATE REQUESTS WITH
LESS THAN 48 HOUR NOTICE
2003**

MONTH	LOCATE REQUESTS
January	4,638
February	2,729
March	3,646
April	4,071
May	4,027
June	4,318
July	5,153
August	4,750
September	4,955
October	5,127
November	3,776
December	4,445
TOTAL	51,635

MEMBER	Jan-04	Feb-04	Mar-04	Apr-04	May-04	Jun-04	Jul-04	Aug-04	Sep-04	Oct-04	Nov-04	Dec-04	Totals
TOTAL	245,345	171,912	209,384	221,985	204,081	251,681	225,183	209,592	217,100	224,183	168,951	179,390	2,528,788
A T & T	6,253	1,474	1,807	1,791	1,687	1,721	1,767	1,674	1,615	1,583	1,174	1,203	23,749
ADELPHIA BUSINESS SOLUTIONS	226	138	140	162	136	100	101	33	118	98	71	104	1,427
AGL	10	1	8	8	4	10	8	9	3	3	0	0	64
AIR PRODUCTS & CHEMICALS	52	9	11	40	15	34	28	8	10	26	7	71	311
AIR PRODUCTS & CHEMICALS - E	2	0	0	0	0	6	0	8	10	5	7	1	34
ALABAMA DEPARTMENT OF TRANSPORTATION	1,324	638	877	774	681	916	742	738	793	769	601	683	9,536
ALABAMA GAS													
ANNISTON	583	355	587	659	587	604	491	476	599	683	498	480	6,602
BESSEMER	1,565	1,134	1,374	1,379	1,253	1,474	1,431	1,487	1,568	1,803	1,493	1,675	17,636
BIRMINGHAM	2,427	1,761	1,917	1,821	1,660	1,938	1,697	1,525	1,728	1,718	1,337	1,617	21,146
GADSDEN	401	350	346	406	356	459	441	408	457	533	367	303	4,827
JASPER	170	119	144	207	141	169	170	180	200	147	140	150	1,937
LEEDS	503	288	299	380	287	359	355	324	420	433	363	382	4,393
MARION	233	124	168	153	199	154	144	159	145	139	94	118	1,830
MONTGOMERY	2,096	1,716	2,340	2,437	2,340	2,666	2,819	2,488	2,362	2,362	1,802	1,939	27,367
OPELIKA	961	723	870	872	929	1,215	1,203	1,456	1,247	1,068	836	1,026	12,406
PHENIX CITY	343	175	199	231	197	224	243	221	273	231	205	225	2,767
ROGERSVILLE	279	255	314	348	272	244	212	184	206	216	167	157	2,854
SELMA	185	141	127	167	141	169	157	171	131	171	114	135	1,809
SHELBY	4,080	3,618	4,360	4,717	4,116	4,395	4,643	4,419	4,617	5,014	3,990	4,416	52,385
TALLADEGA	427	228	321	280	290	274	328	229	301	342	272	266	3,558
TUSCALOOSA	1,447	1,165	1,596	1,633	1,490	1,524	1,633	1,515	1,695	1,789	1,240	1,262	17,989
TUSKEGEE	106	53	84	80	65	71	81	61	53	58	39	74	825
ALABAMA POWER													
BIRMINGHAM DIV.	10,025	7,747	9,080	9,484	8,338	9,405	9,455	8,816	9,378	10,096	7,988	9,154	108,966
EASTERN DIV.	2,794	1,976	2,403	2,657	2,391	2,721	2,733	2,311	2,715	3,230	2,230	2,212	30,373
SOUTHERN DIV.	3,898	3,039	3,919	4,122	3,943	4,639	4,928	4,798	4,436	4,265	3,263	3,648	48,898
WESTERN DIV.	2,872	2,109	2,774	2,944	2,740	2,802	2,999	2,799	3,115	3,086	2,314	2,254	32,808
MOBILE DIV.	3,668	2,827	3,149	3,295	3,115	3,017	3,292	3,088	3,184	3,146	2,324	2,640	36,745
SOUTHEAST DIV.	1,684	936	1,008	1,089	1,038	1,084	1,125	1,062	1,057	1,102	857	905	12,947
ALABASTER WATER BOARD	457	452	494	568	516	482	639	687	614	699	459	495	6,562
ALABASTER WATER BOARD - E	43	39	30	45	34	34	55	42	56	113	32	26	549
ALATENN PIPELINE COMPANY	34	14	17	35	24	25	28	14	15	20	18	44	288
ALEXANDER CITY, CITY OF	93	66	84	101	67	80	93	112	93	105	54	71	1,019
ALEXANDER CITY HOUSING AUTHORITY	18	7	14	20	5	18	17	7	8	18	14	11	157
ALBERTVILLE MUNICIPAL UTILITIES BOARD													
ALLTEL 01	442	380	426	484	368	407	421	412	595	536	408	432	5,311
ALLTEL 02	121	70	70	73	81	99	113	85	133	91	73	72	1,081
ALTA VISTA MANOR APARTMENTS	30	42	52	47	39	44	53	37	48	53	55	52	552
ANNISTON WATER WORKS AND SEWER BOARD	350	199	346	425	356	364	266	279	349	393	307	284	3,918
ARLINGTON PROPERTIES	24	4	5	17	23	11	8	10	14	21	25	29	191
ASCENSION INTEGRATION			105	683	561	588	609	559	570	636	468	469	5,248
ASHTON PLACE APARTMENTS	70	3	6	7	8	6	2	4	2	4	2	2	116
ATHENS, CITY OF	424	402	595	614	569	656	651	675	661	725	449	452	6,873
ATHENS HOUSING AUTHORITY	67	0	1	0	0	0	0	0	1	5	1	1	76
ATMORE, CITY OF	106	116	92	100	78	79	101	119	85	130	128	98	1,232
ATMOS ENERGY	2	0	0	1	1	0	1	2	2	3	1	0	13

ATTALLA HOUSING AUTHORITY	14	4	9	4	4	1	6	4	4	10	25	59	144
AUBURN WATER WORKS	617	429	572	628	641	897	897	1,109	953	785	621	753	8,902
AZED COMMUNICATIONS	794	291	311	326	280	266	261	144	0	0	0	0	2,673
BAKERHILL WATER AUTHORITY	47	31	34	48	47	40	37	37	37	58	20	36	472
BALDWIN COUNTY CABLE	69	14	28	29	37	48	43	25	31	26	21	38	409
BALDWIN COUNTY EMC	1,211	882	973	1,121	1,048	1,015	1,036	987	1,121	1,130	867	953	12,344
BALDWIN COUNTY SEWER SERVICE, LLC	557	302	335	400	322	388	279	224	235	249	224	285	3,800
BALDWIN COUNTY SEWER SERVICE, LLC - E	19	21	1	3	49	10	19	11	2	7	4	27	173
BAY GAS STORAGE COMPANY, LTD.	90	42	53	54	50	55	51	54	39	14	12	19	533
BAY MINETTE UTILITIES BOARD	186	125	114	129	139	125	201	183	149	146	85	127	1,709
BAYOU LA BATRE UTILITIES	101	51	67	81	55	49	84	39	58	75	76	76	812
BELLSOUTH TELECOMMUNICATIONS						0	0	0	0	0	0	0	-
BIRMINGHAM 01	8,364	6,929	8,229	8,708	7,563	8,562	8,723	8,184	8,748	9,392	7,418	8,285	99,105
BIRMINGHAM 05	340	288	320	339	283	301	305	277	300	356	281	334	3,724
DECATUR 01	5,923	5,136	7,133	7,678	6,476	7,244	7,396	6,921	7,355	7,627	5,328	5,502	79,719
MOBILE	4,058	3,211	3,550	3,817	3,712	3,579	3,813	3,622	3,753	3,792	2,847	3,195	42,949
MONTGOMERY 01	5,365	3,775	4,899	5,215	5,060	5,817	6,076	5,860	5,733	5,598	4,142	4,626	62,166
MONTGOMERY 02	2,353	1,951	2,570	2,555	2,390	2,496	2,664	2,431	2,733	2,967	2,129	2,131	29,370
PENSACOLA	8	1	0	1	1	0	2	1	7	0	0	0	21
BERRY GAS BOARD	29	41	55	52	33	26	24	29	18	24	10	13	354
BERRY HOUSING AUTHORITY	7	0	8	0	5	2	4	7	0	2	1	0	36
BRIGHT HOUSE NETWORKS - BIRMINGHAM	1,521	898	1,088	1,080	953	1,154	1,196	1,147	1,247	1,319	1,045	1,232	13,880
BIRMINGHAM WTR WORKS & SWR BRD	5,640	4,756	5,496	5,689	4,865	5,532	5,449	4,927	5,438	5,779	4,702	5,461	63,734
BISHOP PETROLEUM	12	8	14	10	3	13	15	12	6	7	7	6	113
BLACK BOX NETWORK SVCS, INC. - GOVERNMENTAL SOLUTIONS	46	21	22	15	19	20	27	26	37	15	23	17	288
BLACK WARRIOR METHANE CORP.	5	7	6	9	4	5	8	4	9	4	3	10	74
BOAZ GAS BOARD	88	76	71	80	50	40	94	67	62	73	52	46	799
BOAZ WATER AND SEWER BOARD	49	22	22	20	17	18	44	34	19	22	16	22	305
BONNIE DOONE APARTMENTS	2	4	3	3	1	2	4	2	3	5	2	1	32
BOSTON, HOUSING AUTHORITY OF	1	0	0	4	0	0	0	2	1	1	0	2	11
BP PRODUCTS PIPELINE NORTH AMERICA	60	11	17	21	23	28	14	16	13	15	14	24	256
BP PRODUCTS PIPELINE NORTH AMERICA - 02	22	1	5	12	8	3	3	5	4	7	9	7	86
BRENT HOUSING AUTHORITY	6	4	10	6	2	7	8	8	5	12	8	9	85
BREWTON, CITY OF	108	66	88	87	63	81	121	91	97	75	50	66	993
BRIDGEPORT HOUSING AUTHORITY	4	1	2	1	3	8	0	0	0	0	10	2	31
BRIDGEPORT UTILITIES	17	11	22	14	14	23	10	14	18	10	10	10	173
BRINDLEE MOUNTAIN TELEPHONE CO.	26	42	34	40	26	21	19	27	32	35	52	23	377
BROADWING COMMUNICATIONS	177	109	96	61	48	66	64	88	83	77	65	87	1,021
BROOKSIDE, TOWN OF	34	37	22	40	50	55	78	80	52	118	56	57	679
BROOKVIEW APARTMENTS	4	8	11	3	4	7	3	10	16	23	10	12	111
BUTLER, TOWN OF UTILITIES BOARD	0	6	9	15	8	0	1	3	7	3	3	4	59
CABLE ALABAMA	1,863	1,545	2,075	2,148	1,879	2,094	2,025	1,859	1,942	1,917	1,284	1,315	21,946
CABLE ALABAMA - E	91	67	73	61	57	67	70	45	67	63	46	69	776
CABLE OPTIONS	121	83	118	108	89	92	75	64	97	81	48	64	1,040
CABLE ONE	291	149	271	306	253	253	214	198	252	233	233	254	2,907
CABLESOUTH	80	53	75	70	70	91	108	83	39	28	19	19	735
CABLESOUTH 02	90	47	62	69	62	73	100	70	63	72	50	66	824
CALERA & MONTEVALLO HOUSING AUTHORITY	90	56	51	61	54	46	48	37	59	46	37	27	612
CALERA WATER & GAS BOARD	315	222	302	369	293	349	380	353	385	394	222	176	3,760
CAMP HILL, TOWN OF	19	5	5	1	1	2	6	4	2	4	1	7	57
CANOE WATER AND FIRE PROTECTION AUTHORITY	31	23	13	12	11	14	21	16	15	4	6	13	179
CARBON HILL HOUSING AUTHORITY	0	0	0	0	1	0	1	0	0	0	0	0	2

CARBON HILL UTILITIES BOARD	19	8	11	20	8	12	23	19	23	37	62	7	249
CARROLL'S CREEK WATER AUTHORITY	251	156	212	278	255	231	279	276	278	340	256	254	3,066
CENTRAL AL ELECTRIC CO-OP 01	260	213	241	294	273	286	328	263	279	236	195	176	3,044
CENTRAL AL ELECTRIC CO-OP 02	185	160	184	198	164	176	216	196	216	214	141	131	2,181
CENTRAL AL ELECTRIC CO-OP 03	90	44	58	58	67	57	48	54	39	59	34	37	645
CENTRAL AL ELECTRIC CO-OP 04	464	472	466	542	463	486	609	534	492	587	402	430	5,947
CENTRAL TALLADEGA COUNTY WATER DISTRICT	88	77	105	77	38	50	38	27	24	30	26	19	599
CENTRAL WATER WORKS, INC.	17	20	15	16	16	15	12	19	13	16	15	8	182
CENTURYTEL OF ALABAMA	4,000	2,753	3,107	3,438	3,252	3,223	3,632	3,256	3,228	3,343	2,587	2,675	38,494
CENTURYTEL OF ALABAMA - E	21	0				0	0	0	0	0	0	0	21
CHARTER COMMUNICATIONS - ATHENS	388	244	362	390	372	351	373	339	334	354	358	523	4,388
CHARTER COMMUNICATIONS - DECATUR	363	321	472	529	321	403	486	382	436	524	351	393	4,981
CHARTER COMMUNICATIONS - ALEXANDER CITY	101	43	60	62	49	70	85	73	65	67	47	53	775
CHARTER COMMUNICATIONS - BIRMINGHAM	6,913	5,456	6,645	7,205	6,193	6,878	7,151	6,656	7,129	7,664	6,072	6,735	80,697
CHARTER COMMUNICATIONS - HARTSELLE	120	75	110	117	79	130	131	119	155	132	102	126	1,396
CHARTER COMMUNICATIONS - LANETT	51	57	63	68	81	83	58	59	91	69	47	47	774
CHARTER COMMUNICATIONS - LEE COUNTY (TCI)	888	659	818	860	884	1,206	1,172	1,427	1,246	1,065	821	1,018	12,064
CHARTER COMMUNICATIONS - MONTGOMERY (TCI)	1,726	1,442	2,080	2,165	2,074	2,431	2,524	2,203	2,156	2,139	1,641	1,742	24,323
CHARTER COMMUNICATIONS - TUSC.	634	201	247	320	260	280	368	463	472	551	363	353	4,512
CHEROKEE WATER AND GAS DEPARTMENT	4	2	7	3	5	9	10	6	8	5	4	7	70
CHEVRON U.S.A. INC.	6	3	4	11	2	0	4	4	3	2	3	5	47
CHEVRON U.S.A. INC. - E	0	0	2	4	0	0	1	0	0	0	0	0	7
CHILDERSBURG WTR.SWR.& GAS BD	149	85	134	106	79	104	87	73	98	90	70	72	1,147
CHILTON WATER AUTHORITY	240	249	293	276	240	267	332	299	284	313	215	214	3,222
CLARKE-MOBILE COUNTIES GAS DISTRICT	500	293	374	388	398	339	370	439	425	408	279	285	4,498
CLARKE-MOBILE COUNTIES GAS DISTRICT - E	27	50	18	17	32	28	28	39	47	19	13	20	338
CLAYTON HOUSING AUTHORITY	2	9	1	2	1	1	1	1	1	1	0	1	21
CLS, INC.	26,664	22,121	27,616	29,256	30,626	62,771	30,391	27,664	28,969	30,521	23,415	24,442	364,456
COGASCO, INC.	5	8	12	5	5	2	6	5	9	0	0	0	57
COLONIAL PIPELINE	541	183	199	194	213	212	154	171	197	225	161	192	2,642
COLONIAL PIPELINE - 02	110	21	28	39	33	35	32	32	25	60	71	15	501
COLONIAL PIPELINE - 03	85	8	10	19	12	16	15	22	13	9	4	6	219
COLUMBIA SQUARE APARTMENTS	14	7	4	24	7	17	13	11	12	18	4	6	137
COLUMBIANA GAS	46	36	33	33	28	29	80	45	34	45	31	31	471
COLUMBIANA HOUSING AUTHORITY	141	181	106	106	129	75	148	99	114	155	88	86	1,428
COLUMBIANA WATER BOARD	73	58	54	57	53	46	57	34	68	72	80	54	706
COLUMBIANA WATER BOARD 02	73	58	54	57	53	46	57	34	68	72	80	54	706
COMCAST CABLEVISION OF GADSDEN	343	266	259	321	291	374	348	342	322	438	263	265	3,832
COMCAST CABLE-HUNTSVILLE	1,128	935	1,141	1,197	995	1,085	1,089	1,026	1,003	1,070	694	714	12,077
COMCAST CABLE - HUNTSVILLE - E						0	0	0	0	0	0	0	-
COMCAST CABLE-MOBILE	1,610	1,307	1,702	1,791	1,744	1,651	1,637	1,475	1,619	1,512	1,053	1,306	18,407
COMCAST CABLEVISION OF THE SHOALS	674	578	732	838	685	700	594	673	702	675	466	538	7,855
COMCAST CABLE-TUSC.	1,063	846	1,122	1,092	1,045	1,046	1,044	932	1,065	1,155	813	801	12,024
COM-LINK, INC.	156	116	125	133	96	115	168	154	208	140	120	141	1,672
COMMUNICATION SERVICES, INC.	5,009	3,415	3,771	4,108	3,816	4,089	4,282	3,886	3,879	3,991	3,183	3,332	46,761
CORDOVA HOUSING AUTHORITY	8	11	21	18	1	3	1	0	1	1	0	0	65
CORDOVA WATER AND GAS	25	32	40	40	11	16	11	6	18	6	8	4	217
CORDOVA WATER AND GAS - E	0	2	1	3	2	0	0	1	3	0	1	0	13
COTTONWOOD HOUSING AUTHORITY	1	1	1	4	2	1	0	4	0	1	3	1	19
COWETA APARTMENTS	32	0	1	0	0	0	0	0	0	0	0	0	33
CULLMAN-JEFFERSON	579	486	638	689	455	608	723	597	668	674	490	541	7,148
CULLMAN WATER	175	158	202	206	181	235	223	232	229	237	182	181	2,441

DADEVILLE HOUSING AUTHORITY	13	6	6	2	5	1	3	4	4	16	5	4	69
DADEVILLE WATER SUPPLY & GAS BD	57	31	14	27	28	23	36	26	23	29	22	34	350
DAPHNE, CITY OF	471	346	397	451	446	464	473	413	473	494	370	404	5,202
DAUPHIN ISLAND GATHERING	14	0	0	21	3	5	2	0	0	1	1	0	47
DECATUR HOUSING AUTHORITY	59	44	63	65	41	45	56	56	52	137	43	48	709
DECATUR UTILITIES	398	330	480	519	325	395	496	394	425	590	346	405	5,103
DeKALB-CHEROKEE CO.	165	134	159	119	123	130	114	123	107	137	86	92	1,489
DICKENS FERRY APARTMENTS, LTD	143	56	127	99	49	48	32	29	29	30	0	0	642
DIXIE ELECTRIC COOPERATIVE	888	561	794	854	831	931	1,000	1,003	956	925	618	745	10,106
DIXIE PIPELINE-01	541	234	297	390	330	375	480	570	567	522	380	451	5,137
DIXIE PIPELINE-02	104	41	41	36	39	35	36	45	33	37	25	33	505
DOMINION	11	10	17	21	19	21	22	22	30	24	25	31	253
DORA UTILITIES	34	11	25	34	11	27	23	10	20	28	23	16	262
DTE BIOMASS ENERGY, INC.	113	3	10	13	12	11	19	13	9	11	3	6	223
CROSSTEX ENERGY SERVICES	66	22	28	29	29	27	30	38	34	47	45	31	426
e.spire COMMUNICATIONS, INC. 01	314	165	271	238	213	280	314	259	208	78	49	64	2,453
e.spire COMMUNICATIONS, INC. 02	1,005	564	650	560	471	618	516	459	387	211	227	199	5,867
e.spire COMMUNICATIONS, INC. 03	373	140	175	181	163	142	124	124	162	126	86	101	1,897
EAST ALABAMA WATER DISTRICT	176	131	136	116	127	130	119	113	129	108	98	72	1,455
EAST CENTRAL GAS	87	46	70	52	66	53	62	50	32	96	42	40	696
EAST CULLMAN WATER SYSTEM, INC.	63	62	93	134	63	81	81	88	54	72	63	64	918
EDMOND ESTATES	3	1	0	0	0	0	0	0	0	0	0	0	5
EL PASO FIELD SERVICES	173	52	96	103	79	88	109	105	104	113	64	54	1,140
ELBA HOUSING AUTHORITY	6	0	0	0	0	0	0	0	0	0	0	0	6
ENBRIDGE PIPELINES (ALABAMA GATHERING), INC.	29	21	18	21	28	29	19	47	25	18	11	9	275
ENBRIDGE PIPELINES (ALABAMA INTRASTATE), INC.	98	26	45	50	39	53	46	58	60	57	47	52	631
ENBRIDGE PIPELINE (ALATENN), INC.	554	260	392	408	320	412	382	345	149	93	71	142	3,528
ENBRIDGE PIPELINE (ALATENN), INC. - 02	38	11	0	0	0	0	0	0	0	0	0	0	49
ENERGEN RESOURCES - OAK GROVE	143	104	97	126	93	71	95	68	57	99	89	87	1,129
ENERGEN RESOURCES - VANCE	252	113	191	192	155	201	244	219	242	242	168	162	2,381
ENGLEWOOD HULLS WATER SYSTEM	139	44	65	76	64	74	72	75	131	151	113	76	1,080
ENTERPRISE PRODUCTS OPERATING L.P.	152	20	19	23	21	21	24	31	39	67	35	20	472
LINK ENERGY, LLC	285	105	135	97	82	124	117	110	138	146	105	94	1,538
LINK ENERGY, LLC	19	18	11	10	9	10	12	3	10	13	4	12	131
EUFAULA WATER WORKS & SEWER BD	93	49	68	77	62	72	71	62	83	84	40	52	813
EUTAW HOUSING AUTHORITY	12	17	24	20	28	26	35	12	18	15	8	14	229
EXXON COMPANY, U.S.A. - Mobile Bay	67	21	27	24	23	36	23	23	26	26	14	4	314
EXXON COMPANY, U.S.A. - Big Escambia Creek	1	0	0	1	2	1	6	0	0	3	0	9	23
FAIRHOPE UTILITIES	845	608	657	784	709	681	720	681	739	774	652	645	8,495
FALCON CABLE OF MOBILE	295	78	0	0	0	0	0	0	0	0	0	0	373
FALKVILLE, TOWN OF	22	8	13	22	6	10	16	6	8	8	10	3	132
FARMERS TELEPHONE CO-OP, INC.	47	83	117	84	30	24	40	13	19	46	12	27	542
FAYETTE GAS	16	14	10	17	37	24	17	24	9	9	5	6	188
FAYETTE GAS - E	1	1	1	1	2	0	2	0	0	7	2	0	17
FAYETTE HOUSING AUTHORITY	5	13	4	9	20	14	6	6	2	1	0	0	80
FLOMATON, TOWN OF	20	17	21	16	11	19	16	17	15	22	15	13	202
FLORALA GAS DEPARTMENT	20	13	19	10	5	0	0	1	7	2	9	1	87
FLORIDA GAS 01	42	22	32	42	35	20	30	24	27	32	16	28	350
FLORIDA GAS 02	53	29	29	23	29	29	33	36	52	84	60	32	489
FLORENCE HOUSING AUTHORITY	142	63	58	51	58	58	59	69	69	64	58	62	811
FLORENCE ELECTRICITY DEPARTMENT	594	557	750	830	738	677	635	638	677	684	524	527	7,831
FLORENCE WATER & SEWER DPT	466	382	487	504	429	432	394	391	402	412	308	344	4,951

FLORENCE STORM SEWER DEPARTMENT	390	186	277	268	251	246	256	252	242	247	201	219	3,035
FLORENCE NATURAL GAS DEPARTMENT	448	383	480	530	428	414	380	414	419	410	307	324	4,937
FORT DEPOSIT HOUSING AUTHORITY	4	15	6	1	3	6	3	4	6	3	3	2	56
FOUR STAR OIL & GAS	29	16	11	6	6	5	7	5	12	12	11	9	129
FOUR STAR OIL & GAS - E	0	1	3	2	0	0	0	0	0	0	0	0	6
FREEMANVILLE WATER SYSTEM, INC.	39	11	26	21	28	12	52	31	28	28	23	21	320
FRONTIER COMMUNICATIONS OF ALABAMA	280	200	189	204	205	159	185	163	150	105	108	92	2,040
FRONTIER COMMUNICATIONS OF LAMAR CO	29	14	21	21	13	16	21	12	20	18	11	5	201
FRONTIER COMMUNICATIONS OF THE SOUTH	152	157	141	119	116	109	156	174	173	183	147	135	1,762
FULTONDALE GAS	507	315	312	336	336	343	452	441	392	461	335	340	4,570
GENESIS CRUDE OIL, L.P.	308	86	108	102	116	129	110	78	77	66	35	66	1,281
GENEVA COUNTY GAS DISTRICT	49	30	34	32	19	16	29	25	19	35	19	36	343
GEORGIANA HOUSING AUTHORITY	4	0	0	2	1	2	2	3	3	1	1	0	19
GORDO HOUSING AUTHORITY	6	4	4	3	5	3	7	11	10	2	3	1	59
GORDO, TOWN OF	22	5	17	15	19	9	11	18	16	6	8	4	150
GRAYSVILLE UTILITIES	115	76	69	85	74	84	80	76	90	136	107	123	1,115
GREATER GADSDEN HOUSING AUTHORITY	74	52	41	58	51	77	89	80	89	106	55	50	822
GTC, INC.	56	21	29	13	12	1	4	6	16	10	10	3	181
GUIN HOUSING AUTHORITY	2	5	3	4	0	3	3	2	1	2	5	1	31
GULF SHORES, UTILITIES BOARD OF THE CITY OF	201	180	183	201	214	206	217	236	244	259	220	162	2,523
GULF SOUTH PIPELINE	779	405	391	434	385	416	403	368	403	430	338	315	5,067
GULF SOUTH PIPELINE 02	118	50	60	38	35	45	50	45	49	49	29	30	598
GULF TELEPHONE CO.	1,397	1,009	1,015	1,147	1,066	1,072	1,122	1,051	1,145	1,182	861	956	13,023
GULFSTREAM NATURAL GAS SYSTEM, LLC	18	7	7	3	4	2	11	5	2	5	6	1	71
GULFSTREAM NATURAL GAS SYSTEM, LLC - E	1	0	0	0	0	0	0	1	0	1	0	0	3
GUNTERSVILLE WATER BOARD	43	36	40	38	22	25	39	28	45	33	26	13	388
HACKLEBURG HOUSING AUTHORITY	9	4	7	6	5	8	0	9	16	18	21	21	124
HALEYVILLE HOUSING AUTHORITY	15	5	3	9	11	6	0	6	8	6	13	10	92
HAMILTON, HOUSING AUTHORITY OF	26	6	7	13	10	16	11	6	14	11	5	4	129
HANCEVILLE HOUSING AUTHORITY	24	13	18	22	4	18	22	23	25	35	17	13	234
HANCEVILLE HOUSING AUTHORITY - E	5	3	1	3	0	6	5	4	2	1	2	3	35
HARTSELLE UTILITIES	141	107	183	200	145	165	161	155	243	185	154	193	2,032
HAYNEVILLE TELEPHONE COMPANY, INC.	63	14	39	48	46	32	30	50	52	50	32	45	501
HAYNEVILLE TELPHONE COMPANY, INC. - E	3	1	0	0	3	0	0	1	0	1	0	0	9
HOLIDAY VILLAGE MOBILE HOME PARK	0	3	3	1	4	6	1	5	1	5	3	3	35
HOOVER, CITY OF	136	107	113	76	74	145	136	159	131	145	176	142	1,540
HUNT REFINING CO.	146	41	49	49	36	34	98	132	41	62	31	44	763
HUNTSVILLE, CITY OF - LANDSCAPE MANAGEMENT	448	300	328	336	338	323	304	262	284	318	216	231	3,688
HUNTSVILLE HOUSING AUTHORITY	299	166	170	148	156	139	143	109	114	199	126	141	1,910
HUNTSVILLE UTILITIES - ELECTRIC DEPARTMENT	2,160	1,850	2,644	2,709	2,390	2,630	2,711	2,455	2,527	2,456	1,736	1,798	28,066
HUNTSVILLE UTILITIES - ELECTRIC DEPARTMENT - E	134	70	100	82	73	108	103	76	95	98	63	88	1,090
HUNTSVILLE UTILITIES - GAS DEPARTMENT	1,771	1,477	2,088	2,090	1,768	1,945	2,018	1,834	1,936	1,899	1,366	1,436	21,628
HUNTSVILLE UTILITIES - FIBER	47	45	35	36	30	29	37	32	27	44	37	28	427
HUNTSVILLE UTILITIES - WATER DEPARTMENT	1,508	1,253	1,575	1,599	1,366	1,509	1,498	1,416	1,432	1,470	1,025	1,021	16,672
ICG TELECOM GROUP, INC.	1,023	662	664	645	564	761	650	632	655	651	596	658	8,161
INTERSTATE FIBERNET	2,803	1,503	1,800	1,819	1,653	1,794	1,848	1,764	1,708	1,810	1,379	1,457	21,338
INTERSTATE TELEPHONE COMPANY	158	110	103	80	94	75	93	82	79	66	54	47	1,041
JACKSONVILLE GAS	67	48	68	59	45	63	70	58	57	70	70	62	737
JEFFERSON COUNTY HOUSING AUTHORITY	50	21	27	43	36	40	96	52	51	55	18	43	532
JEMISON WATER DEPARTMENT	35	29	47	36	34	38	48	47	33	45	15	26	433
JENKINS BRICK COMPANY	1	0	0	1	3	3	4	0	0	2	0	0	14
JOE WHEELER EMC	520	379	573	692	497	594	668	642	626	662	425	491	6,769

KMC TELECOM	678	382	505	462	424	446	445	432	416	493	331	354	5,368
KMC TELECOM III, INC.	209	116	167	128	136	142	164	128	154	129	137	115	1,725
KNOLOGY OF MONTGOMERY	1,884	1,588	2,254	2,322	2,219	2,576	2,698	2,327	2,302	2,260	1,739	1,858	26,027
LAFAYETTE GAS	21	17	26	10	15	15	13	18	14	12	15	27	203
LAFAYETTE HOUSING AUTHORITY	12	8	14	5	6	8	6	6	11	8	12	21	117
LAMAR COUNTY GAS	49	16	29	34	17	24	29	43	25	27	12	13	318
LANETT, CITY OF	31	7	13	16	14	11	13	8	5	8	5	2	133
LANETT HOUSING AUTHORITY	11	6	13	14	14	11	12	8	5	8	5	2	109
LAWRENCE COLBERT COUNTIES GAS DISTRICT	92	43	62	93	69	72	67	95	68	76	62	43	842
LEMOYNE WATER SYSTEM, INC.	79	54	46	30	40	41	46	49	36	38	35	41	535
LEVEL 3 COMMUNICATIONS	2,400	581	693	697	661	715	748	582	623	641	496	522	9,359
LIGHTWAVE TECHNOLOGIES, L.L.C.	167	65	53	71	85	66	67	58	46	49	28	52	807
LIGHTWAVE TECHNOLOGIES, L.L.C. 02	154	44	32	40	41	39	59	37	32	43	26	42	589
LIGHTWAVE TECHNOLOGIES, L.L.C. 03	684	259	267	317	312	584	454	583	597	340	244	249	4,890
LIGHTWAVE TECHNOLOGIES, L.L.C. 01-E	2	2	6	1	3	3	1	5	0	0	0	4	27
LIGHTWAVE TECHNOLOGIES, L.L.C. 03 - E	59	32	17	33	24	28	24	31	26	0	0	25	299
LINCOLN, CITY OF	77	61	74	68	64	89	80	67	78	73	62	54	847
LINDE GAS, INC.	76	21	27	38	23	36	40	31	26	108	23	50	499
LINDEN, CITY OF	44	36	27	29	75	28	27	23	28	18	15	21	371
LINEVILLE HOUSING AUTHORITY	18	11	18	8	17	7	10	5	5	35	17	2	153
LIVINGSTON, CITY OF UTILITY BOARD	45	79	45	19	31	21	32	22	38	36	18	23	409
LIVINGSTON HOUSING AUTHORITY	30	2	4	4	5	6	6	1	1	9	4	12	84
LOCAHAPOKA WATER AUTHORITY	296	150	199	257	248	511	418	519	518	293	184	152	3,745
LOXLEY, TOWN OF	94	96	77	95	80	88	77	64	83	88	68	83	993
MADISON, CITY OF PUBLIC WORKS DEPARTMENT	336	275	392	419	408	440	404	575	377	370	244	233	4,473
MADISON, CITY OF PUBLIC WORKS DEPARTMENT - 02	336	275	392	419	408	440	404	0	0	0	0	0	2,674
MADISON, CITY OF PUBLIC WORKS DEPARTMENT - E	12	9	14	5	3	6	10	6	6	3	8	3	85
MADISON, CITY OF WATER AND WASTEWATER		407	577	629	574	662	596	571	590	567	393	346	5,912
MADISON RIVER COMMUNICATIONS	551	316	270	267	285	274	295	248	283	278	208	257	3,532
MALLARD CABLEVISION, LLC	414	255	245	301	282	256	263	224	240	207	211	187	3,085
MAPLESVILLE WATERWORKS & GAS	41	15	36	25	21	25	32	25	18	35	17	18	308
MARSHALL COUNTY GAS	330	221	250	277	252	359	399	268	311	308	294	283	3,552
MEDIACOM	1,378	916	1,151	1,177	1,058	948	1,063	930	985	1,145	836	853	12,440
MEDIACOM 02	615	470	503	548	525	557	580	568	641	638	459	424	6,528
MEDIACOM 03	637	479	457	448	486	428	501	572	496	459	370	363	5,696
MEDIACOM 04	716	541	600	710	679	611	734	704	710	754	524	578	7,861
MCCALL WATER SYSTEM	97	77	68	79	54	95	79	68	62	54	45	73	851
MCI TELECOM	3,442	870	934	893	759	923	918	861	971	890	642	825	12,928
MILLPORT HOUSING AUTHORITY	2	9	3	2	0	0	2	0	6	2	1	0	27
MITCHELL WATER SYSTEM, INC.	223	32	55	48	46	56	71	46	60	53	45	41	776
MOBILE, CITY OF 01	1,420	1,084	1,351	1,366	1,254	1,186	1,169	1,026	1,106	841	669	856	13,328
MOBILE, CITY OF 01 -E	123	71	46	49	55	88	93	70	55	202	57	113	1,022
MOBILE, CITY OF 02	1,657	1,263	1,552	1,569	1,457	1,345	1,333	1,226	1,317	1,169	814	1,018	15,720
MOBILE GAS	2,710	2,111	2,463	2,586	2,425	2,353	2,411	2,176	2,239	2,154	1,632	1,761	27,021
MOBILE COUNTY WATER, SEWER AND FPA	382	369	267	242	254	260	209	249	223	267	180	217	3,119
MOBILE COUNTY WATER, SEWER AND FPA - E	15	25	11	8	8	6	7	8	4	8	10	9	119
MOBILE WATER & SEWER	2,296	1,639	1,968	2,060	1,940	1,785	1,780	1,632	1,761	1,693	1,237	1,403	21,194
MONROEVILLE WATER WORKS	115	55	56	31	40	38	57	30	43	34	24	21	544
MONTEVALLO WATER	121	46	62	83	69	82	97	71	83	77	59	56	906
MOON-HINES-TIGRETT OPERATING CO., INC.	23	12	20	21	20	23	24	14	13	20	18	22	230
MOULTON GAS	48	22	37	39	27	23	38	75	38	30	30	16	423
MOUNDVILLE TELEPHONE	43	33	48	48	32	41	40	67	55	53	46	63	569

MT VERNON WATER & GAS	10	15	20	24	14	10	16	14	12	6	5	8	154
MULGA	51	45	24	44	27	24	45	29	29	48	56	48	470
NORTH AL GAS 01	233	171	251	293	236	272	920	256	270	254	155	192	3,503
NORTH AL GAS 02	813	653	939	987	898	982	261	864	907	910	622	634	9,470
NORTHWEST AL GAS	271	148	161	205	177	205	248	192	260	186	168	147	2,368
NORTHWEST AL GAS - E	12	10	8	7	5	4	19	5	11	3	6	8	98
NOTASULGA, TOWN OF						0	1	1	6	3	2	13	26
OTELCO TELEPHONE, LLC	40	49	52	66	49	92	101	38	34	48	34	58	661
OTELCO TELEPHONE, LLC - E	2	1	0	1	4	0	0	0	0	0	0	0	8
OTELCO TELEPHONE,LLC/WALNUT GROVE	36	15	27	21	19	29	21	19	48	51	28	28	342
ONEONTA UTILITIES	177	127	141	176	156	216	213	126	160	192	138	158	1,980
OPELIKA HOUSING AUTHORITY	8	0	3	1	3	2	3	2	5	0	2	0	29
OPELIKA PWR & LIGHT	231	196	205	203	207	255	248	276	152	221	166	201	2,561
OPELIKA WATER	302	190	296	295	283	344	329	451	260	345	248	377	3,720
OPELIKA WATER - E	21	82	0	0	14	0	0	0	0	0	0	0	117
OPP HOUSING AUTHORITY	3	1	2	8	2	1	3	0	0	0	0	1	21
ORANGE BEACH WASTEWATER TREATMENT PLANT	262	189	206	258	218	204	192	181	242	206	107	128	2,393
ORANGE BEACH WATER, SEWER AND FPD	283	180	187	214	203	194	178	161	224	179	114	120	2,237
PALMER PETROLEUM, INC.	54	23	17	21	17	21	30	14	22	13	8	12	252
PERDIDO BAY WATER, SEWER & FPD	73	81	91	125	80	56	76	58	54	68	35	43	840
PHIL CAMPBELL HOUSING AUTHORITY	2	1	0	0	2	4	4	2	9	11	15	15	65
PHOENIX PIPELINE, LLC	155	119	127	148	137	61	63	46	57	67	39	54	1,073
PICKENS COUNTY GAS	30	7	8	27	17	15	17	23	28	9	10	23	214
PIEDMONT HOUSING AUTHORITY	17	11	6	8	7	18	5	7	26	22	19	8	154
PIEDMONT WATER, SEWER, & GAS BD	50	24	23	30	31	46	46	46	79	73	50	47	545
PINE ENERGIES												1	1
PINPOINT LOCATING, INC.	8,241	6,269	7,983	8,691	7,338	8,359	8,726	8,128	8,672	8,788	7,068	4,149	92,412
PINPOINT LOCATING, INC. 02	994					0			0	0	0	0	994
PINPOINT LOCATING, INC. 03	2,867	2,402	3,081	3,198	3,111	3,839	3,920	3,940	3,609	3,380	2,650	2,975	38,972
PINPOINT LOCATING, INC. 04									176	998	610	523	2,307
PLAINS MARKETING, LP	22	19	15	12	21	10	4	8	13	17	9	13	163
PLANTATION PIPELINE	1,522	939	1,278	1,277	1,071	1,138	1,316	1,176	1,150	1,395	959	1,116	14,337
PRAXAIR, INC.	24	11	15	16	8	18	10	6	10	17	9	3	147
PROCALL SERVICES	455	343	350	402	340	343	343	328	326	131	94	117	3,572
QWEST COMMUNICATIONS	612	180	159	156	145	178	171	158	155	157	210	149	2,430
RED BAY WATER AND GAS BOARD	19	16	19	10	19	25	20	13	17	18	9	10	195
RIVIERA UTILITIES (01)	613	500	573	658	609	581	622	511	542	592	438	492	6,731
RIVIERA UTILITIES (02)	555	522	499	561	574	583	618	480	468	550	382	426	6,218
ROANOKE, UTILITIES BOARD OF THE CITY OF	13	10	17	21	7	10	12	9	27	27	13	14	180
ROANOKE TELEPHONE COMPANY	38	21	38	37	14	18	38	15	48	47	31	25	370
ROBERTSDALE, CITY OF	62	56	60	45	50	58	61	56	62	55	36	49	650
ROBINSON'S BEND OPERATING COMPANY	98	44	35	30	36	41	52	46	55	37	37	42	553
ROCKFORD WATER & GAS	31	8	11	16	7	10	6	5	8	7	15	6	130
ROYAL MANAGEMENT	68	16	31	28	30	38	19	20	31	21	22	15	339
RUSSELLVILLE GAS BOARD	88	63	106	94	74	111	88	87	98	104	68	69	1,050
SAMSON RESOURCES COMPANY	29	10	20	20	9	9	12	22	15	10	4	4	164
SARALAND, CITY OF	125	123	96	97	84	84	100	77	93	93	77	72	1,121
SCOTTSBORO ELECTRIC POWER BOARD							38	35	40	43	18	24	198
SCOTTSBORO HOUSING AUTHORITY	4	4	2	3	4	4	3	1	4	6	3	8	46
SCOTTSBORO WATER, SEWER & GAS	27	24	37	57	32	41	44	40	48	49	24	31	454
SELLERS STATION WATER AUTHORITY	34	12	14	10	12	7	14	14	16	13	10	11	167
SELMA HOUSING AUTHORITY	83	34	44	37	29	56	40	70	38	45	34	46	556

SHEFFIELD UTILITIES	262	191	276	330	271	342	296	303	293	261	154	188	3,167
SHELBY WOODS SENIOR HOUSING	8	0	1	2	2	0	0	0	1	1	1	1	17
SHELL CHEMICAL	70	70	73	6	3	4	3	10	3	1	2	1	246
SHELL CHEMICAL - E	3	3	1	0	0	0	0	0	0	0	0	1	8
SHELL WESTERN E&P, INC. YELLOWHAMMER	0	0	4	2	2	2	2	1	0	5	1	1	20
SILVERHILL, TOWN OF	44	25	38	31	23	29	29	13	27	21	9	22	311
SMITHS WATER AND SEWER AUTHORITY	96	115	106	140	104	122	96	85	147	130	90	130	1,361
SOUTH ALABAMA GAS DISTRICT - 01	171	99	87	97	92	102	88	67	105	98	67	85	1,158
SOUTH ALABAMA GAS DISTRICT - 02	213	147	148	145	132	108	139	114	98	60	60	50	1,414
SOUTH ALABAMA SEWER SERVICE CORPORATION	240	163	152	215	174	204	220	229	195	193	172	65	2,222
SOUTH ALABAMA UTILITIES	1,971	1,479	1,701	1,739	1,728	1,711	1,838	1,601	1,769	1,781	1,296	1,301	19,915
SOUTH EASTERN DEVELOPMENT CORPORATION	2	2	5	4	2	6	4	3	4	2	2	2	38
SOUTHEAST ALABAMA GAS DIST 01	696	399	498	551	524	528	540	513	514	538	383	401	6,085
SOUTHEAST ALABAMA GAS DIST 02	742	371	429	467	541	583	557	551	570	563	421	450	6,245
SOUTHEAST ALABAMA GAS DIST 03	467	251	298	281	280	251	288	288	223	259	240	190	3,316
SOUTH OF DAUPHIN APARTMENTS	163	121	95	55	53	144	55	55	54	42	41	38	916
SOUTHERN LIGHT, LLC	605	109	159	171	133	134	168	120	100	67	82	182	2,030
SO GAS TRANSMISSION	127	30	24	26	23	23	16	43	26	12	11	7	368
SO GAS TRANSMISSION - E	3	1	0	2	1	2	2	0	0	1	0	0	12
SO NAT GAS-ANNISTON	604	204	168	248	180	162	205	172	173	271	207	169	2,763
SO NAT GAS - AUBURN	391	76	160	157	135	153	220	217	194	229	133	173	2,238
SO NAT GAS-BHAM	1,626	552	462	530	318	489	563	554	527	622	428	534	7,205
SO NAT GAS - ELMORE	260	128	119	112	87	109	149	115	94	69	62	59	1,363
SO NAT GAS - GALLION	106	19	43	24	23	22	42	68	23	37	18	11	436
SO NAT GAS-PELIKA	230	54	24	31	17	22	44	24	22	14	33	51	566
SO NAT GAS - THOMASVILLE	20	8	8	9	16	24	33	18	12	2	3	3	156
SO NAT GAS - THOMASVILLE - E	3	0	1	1	1	3	3	2	2	1	2	1	20
SO NAT GAS-TUSCALOOSA	431	105	73	112	56	63	114	84	73	95	63	49	1,318
SOUTHERN POWER COMPANY	10	1	2	8	4	10	8	9	3	3	0	0	58
SPOONER PETROLEUM COMPANY	18	0	2	2	2	2	2	4	2	7	0	1	42
SPOONER PETROLEUM COMPANY - E	0	0	2	2	0	2	2	4	2	7	0	1	22
SPRING CREEK APARTMENTS	21	11	13	7	13	4	13	9	18	12	4	7	132
SPRINT	1,801	338	365	348	335	285	358	319	313	382	276	311	5,431
SOUTHERN BELL GA	49	27	29	27	27	59	61	22	17	91	30	34	473
ST SERVICES	49	5	23	16	24	30	18	10	8	14	7	8	212
STEVENSON, UTILITIES BD OF THE TOWN OF	15	19	28	12	9	27	9	10	21	8	9	12	179
STEVENSON, UTILITIES BD OF THE TOWN OF - E	0	18	26	12	2	27	9	10	21	8	9	8	150
SULLIGENT HOUSING AUTHORITY	4	1	2	3	0	3	37	3	5	3	4	2	67
SUMMERDALE, TOWN OF	19	6	15	12	7	11	9	9	15	19	13	10	145
SUMITON GAS BOARD	25	15	8	26	8	11	17	25	28	35	50	53	301
SYLACAUGA HOUSING AUTHORITY	27	13	32	31	26	31	30	26	27	54	57	45	399
SYLACAUGA HOUSING AUTHORITY - E	2	3	5	4	4	2	3	2	1	0	0	3	29
SYLACAUGA UTILITIES BOARD	197	163	244	219	182	239	188	152	176	216	173	139	2,288
T and H LOCATING		573	758	833	744	678	635	638	677	683	519	523	7,261
TALLADEGA COLLEGE HILLS APARTMENTS	52	5	17	12	9	4	16	5	6	7	16	5	154
TALLADEGA HOUSING AUTHORITY	69	38	33	22	25	17	34	18	27	21	8	14	326
TALLASSEE, CITY OF	70	31	43	35	29	32	29	52	35	35	25	26	442
TALLASSEE HOUSING AUTHORITY	9	0	2	8	3	8	9	7	2	0	3	2	53
TCG	262	130	77	30	15	13	7	25	23	19	21	19	641
TELEPAK NETWORKS	455	343	349	402	340	342	343	328	23	131	94	117	3,267
TENASKA ALABAMA PARTNERS	13	2	3	3	0	0	2	3	4	1	0	2	33
TENNESSEE GAS PL 01	50	11	10	18	13	7	19	17	39	14	8	8	214

TENNESSEE GAS PL 02	33	3	0	8	5	1	24	3	4	4	0	0	85
TENNESSEE GAS PL 03	30	3	8	10	7	7	21	3	6	8	6	14	123
TEXAS EASTERN GAS 01	130	18	26	18	17	19	24	21	21	31	15	19	359
TEXAS EASTERN GAS 02	9	0	0	0		1	1	0	1	1	0	1	14
TEXAS EASTERN GAS - E	9	1	3	5	3	0	2	1	0	2	0	1	27
TIMBER RIDGE APARTMENTS	18	12	8	10	6	7	13	7	9	8	10	4	112
BRIGHT HOUSE NETWORKS 02 - WETUMPKA	107	74	79	95	88	91	85	75	103	101	50	55	1,003
BRIGHT HOUSE NETWORKS 03 - EUFAULA	890	706	794	862	817	805	935	842	791	842	646	696	9,626
TRANSMONTAIGNE PRODUCT SERVICE - EAST	55	34	30	34	41	38	28	15	42	18	12	16	363
TRANSMONTAIGNE PRODUCT SERVICE - EAST 02									1	0	0	0	1
TRANSCO PL-01	153	41	39	40	20	11	10	8	7	22	15	12	378
TRANSCO PL-01 - E	5	0	0	0	0	6	2	0	0	0	0	0	13
TRANSCO PL-02	46	3	5	1	5	2	4	5	1	13	4	1	90
TRANSCO PL-03	43	2	4	3	0	3	2	9	5	0	3	7	81
TRANSCO PL-04	272	11	17	31	18	18	19	20	21	22	14	24	487
TRANSCO PL-04 - E	12	1	0	0	3	0	0	0	1	2	0	0	19
TRAWICK CONSTRUCTION COMPANY, INC.	720	398	471	523	513	368	6						2,999
TRUSSVILLE UTILITIES	689	469	607	719	558	669	678	609	736	812	540	605	7,691
TURNERVILLE WATER AND FPD	56	39	45	46	50	56	69	57	49	40	31	41	579
TURNERVILLE WATER AND FPD - E	9	0	0	0	3	0	0	0	0	0	0	0	12
TUSCALOOSA DEPARTMENT OF TRANS.	682	579	734	703	659	636	630	603	893	666	440	463	7,688
TUSCUMBIA GAS	83	56	58	69	65	70	57	51	73	61	35	54	732
TUSCUMBIA HOUSING AUTHORITY	31	28	22	21	33	26	26	23	36	33	16	23	318
TUSCUMBIA HOUSING AUTHORITY - E	3	2	3	3	2	3	2	0	2	3	0	1	24
UNION SPRINGS HOUSING AUTHORITY	6	8	5	3	2	5	2	6	6	1	1	3	48
UNION SPRINGS TELEPHONE CO.	477	370	514	493	495	629	644	646	584	530	407	506	6,295
UNION SPRINGS UTILITIES BOARD	9	10	9	7	4	7	4	10	4	2	3	7	76
UNION SPRINGS UTILITIES BOARD - E	1	0	0	0	0	1	1	0	0	0	0	3	6
UNOCAL CORPORATION	34	23	18	12	13	21	33	28	23	27	12	14	258
US STEEL	31	21	17	15	10	23	18	21	17	15	10	15	213
US STEEL MINING CO., LLC	1	0	0	0	3	2	0	2	0	1	5	4	18
USG PIPELINE COMPANY	1	0	1	2	1	0	2	0	0	0	0	3	10
UTILIQUEST	5,049	3,990	4,378	4,777	4,642	4,658	4,943	4,640	4,880	4,900	3,688	4,162	54,707
UTILIQUEST - GA	49	27	29	27	27	59	61	22	17	91	30	34	473
VAW WATER SYSTEM, INC.	88	59	85	116	91	99	109	98	90	128	78	90	1,131
VALLEY BROOK APARTMENTS	36	30	12	21	10	12	21	10	42	65	17	38	314
VERNON HOUSING AUTHORITY	9	3	2	3	2	5	5	5	6	7	2	2	51
VERNON WATER AND SEWER BOARD	15	17	10	9	8	18	23	29	23	28	8	11	199
VILLAGE AT MOODY	51	10	6	13	16	12	11	11	12	12	11	16	181
VILLAGE GREEN APARTMENTS	272	119	59	5	5	2	0	1	3	1	2	0	469
VINA NATURAL GAS	10	1	4	4	6	3	2	2	3	5	3	2	45
WADLEY, TOWN OF	6	5	3	6	6	2	0	3	6	6	2	1	46
WEATHERLY UTILITY SERVICES, LLC		10	18	29	30	20	12	31	39	76	34	12	311
WEDGEWOOD MANOR APARTMENTS	39	14	25	32	21	23	18	12	22	24	20	37	287
WEDOWEE, TOWN OF	79	45	47	84	34	57	110	57	48	51	26	22	660
WEST JEFFERSON	20	9	7	12	4	12	7	11	5	8	11	10	116
WEST MORGAN-EAST LAWRENCE WATER	219	140	221	295	202	248	262	219	243	238	154	185	2,626
WFS-NGL PIPELINE CO., INC.	107					0							107
WHEELER BASIN NATURAL GAS COMPANY	168	66	126	183	132	146	175	152	127	133	92	114	1,614
WHITEHOUSE WATER SYSTEM											25	54	79
WILCOX COUNTY GAS DISTRICT	26	15	13	14	7	11	10	13	14	19	14	15	171
WILLIAMS FIELD SERVICES							0	0	0	0	0	0	171

WITEL COMMUNICATIONS, LLC	2,274	542	544	506	481	440	451	459	413	473	385	421	7,389
WILTON, TOWN OF	36	20	36	40	27	29	22	29	28	25	21	23	336
WINFIELD HOUSING AUTHORITY	3	7	2	3	7	4	4	1	2	3	4	2	42
YORK, CITY OF	6	10	11	15	8	16	8	11	7	6	7	5	110

ALABAMA ONE-CALL INCOMING CALL DISTRIBUTION REPORT - 2003

COUNTY	JAN	FEB	MAR	APR	MAY	JUNE	JULY	AUG	SEPT	OCT	NOV	DEC	TOTALS
AUTAUGA	396	332	424	469	430	483	547	422	457	423	316	321	5,020
BALDWIN	1,758	1,491	1,525	1,752	1,697	1,635	1,748	1,660	1,788	1,831	1,371	1,581	19,837
BARBOUR	125	88	100	137	127	124	122	111	139	156	73	87	1,389
BIBB	99	55	94	87	99	94	103	94	74	99	55	69	1,022
BLOUNT	115	136	144	179	131	221	232	149	196	166	115	159	1,943
BULLOCK	18	22	27	18	12	15	12	20	21	16	9	18	208
BUTLER	96	84	57	105	121	63	89	74	70	66	65	64	954
CALHOUN	607	487	653	752	675	781	629	600	765	858	630	553	7,990
CHAMBERS	171	131	134	117	127	106	129	124	116	113	95	87	1,450
CHEROKEE	25	26	29	23	50	34	34	39	31	42	16	19	368
CHILTON	253	262	313	301	257	286	350	309	304	338	235	225	3,433
CHOCTAW	6	12	7	16	4	5	61	86	15	7	6	9	234
CLARKE	119	106	121	142	122	105	148	240	160	151	105	104	1,623
CLAY	69	54	86	69	83	53	84	66	43	105	61	59	832
CLEBURNE	119	143	118	143	123	120	113	114	132	287	126	214	1,752
COFFEE	296	232	272	288	272	151	213	237	183	218	163	141	2,666
COLBERT	285	238	331	407	335	409	343	363	396	383	227	278	3,995
CONECUH	99	62	47	55	81	51	58	56	69	99	57	57	791
COOSA	80	40	61	53	58	55	34	58	43	60	44	36	622
COVINGTON	199	155	147	144	159	108	116	104	109	93	106	81	1,521
CRENSHAW	54	39	97	38	36	56	44	46	36	38	31	22	537
CULLMAN	428	410	566	629	420	521	583	550	541	582	416	427	6,073
DALE	211	122	120	115	119	134	165	130	99	147	134	117	1,613
DALLAS	216	186	198	215	188	211	203	214	177	211	164	169	2,352
DEKALB	77	119	146	100	58	87	85	88	65	98	47	57	1,027
ELMORE	610	588	599	673	599	633	766	684	650	719	530	559	7,610
ESCAMBIA	234	257	244	233	191	266	289	294	325	350	265	246	3,194
ETOWAH	424	372	385	452	408	497	479	450	473	600	414	430	5,384
FAYETTE	62	50	60	64	88	80	67	80	82	65	31	30	759
FRANKLIN	99	61	110	119	93	116	104	103	129	123	104	109	1,270
GENEVA	116	76	78	90	53	47	51	65	38	55	51	61	781
GREENE	47	51	65	58	62	51	78	44	46	44	41	57	644
HALE	83	96	116	120	102	122	103	145	117	143	101	127	1,375
HENRY	100	84	96	62	91	88	79	73	82	72	71	58	956
HOUSTON	478	360	355	399	486	510	501	498	451	417	332	420	5,207
JACKSON	85	117	144	143	114	123	102	127	158	129	91	89	1,422
JEFFERSON	5,448	4,272	4,984	5,117	4,449	5,242	5,136	4,722	5,147	5,519	4,241	4,957	59,234
LAMAR	60	42	51	51	44	86	109	90	73	84	48	52	790
LAUDERDALE	596	584	765	846	745	682	637	641	685	687	527	531	7,926
LAWRENCE	166	110	193	247	171	210	237	276	224	197	146	140	2,317
LEE	1,019	778	955	1,071	1,059	1,401	1,365	1,611	1,509	1,283	981	1,198	14,230
LIMESTONE	390	378	558	561	537	612	605	637	629	693	421	431	6,452
LOWNDES	52	42	45	47	59	46	58	62	63	66	41	50	631
MACON	78	73	100	103	111	107	135	97	87	100	80	103	1,174
MADISON	2,167	1,855	2,666	2,735	2,398	2,550	2,736	2,467	2,537	2,467	1,750	1,801	28,129
MARENGO	111	92	127	102	166	91	104	111	142	84	65	76	1,271
MARION	99	91	107	106	90	89	117	77	132	87	96	60	1,151
MARSHALL	146	134	162	164	150	190	236	184	209	211	171	117	2,074
MOBILE	2,901	2,341	2,679	2,843	2,708	2,583	2,702	2,419	2,567	2,563	1,949	2,143	30,398
MONROE	235	184	171	186	167	138	165	139	132	89	89	81	1,776
MONTGOMERY	1,445	1,236	1,815	1,851	1,812	2,087	2,154	1,905	1,834	1,844	1,405	1,535	20,923
MORGAN	590	541	774	880	608	704	816	654	799	846	597	704	8,513
PERRY	72	37	42	30	31	46	19	43	45	43	36	23	467
PICKENS	81	49	83	117	67	64	92	97	100	60	56	47	913
PIKE	147	82	108	101	127	117	94	95	133	90	68	73	1,235
RANDOLPH	131	127	139	171	136	184	253	146	154	148	92	92	1,773
RUSSELL	275	181	205	230	215	272	233	227	264	237	205	210	2,754
SHELBY	2,542	2,387	2,901	3,153	2,778	2,973	3,177	3,115	3,187	3,456	2,781	3,132	35,582
ST CLAIR	504	363	435	533	457	487	531	432	593	558	482	469	5,844
SUMTER	82	118	97	73	95	83	69	78	79	96	46	46	962
TALLADEGA	398	362	502	452	418	471	468	397	493	530	439	370	5,300
TALLAPOOSA	202	165	210	213	198	200	259	252	230	246	153	233	2,561
TUSCALOOSA	1,566	1,333	1,777	1,821	1,646	1,731	1,837	1,684	1,918	2,096	1,461	1,445	20,315
WALKER	234	207	259	325	233	268	303	294	341	311	330	256	3,361
WASHINGTON	27	43	38	26	65	37	38	46	31	37	32	28	448
WILCOX	27	29	27	26	26	27	27	22	17	33	24	36	321
WINSTON	84	56	78	91	112	114	102	109	119	106	98	83	1,152
TOTAL	30,134	25,436	31,122	33,039	29,949	32,333	33,678	31,646	33,053	34,171	25,608	27,662	367,831

2003 PUBLICITY AND ACTIVITIES

I. PUBLIC TALKS, PRESENTATIONS AND ASSOCIATION MEETINGS

Alabama Construction Safety Conference – Pelham, AL

Alabama County Commissioners Association 75th Annual Convention – Orange Beach, AL

Alabama Gas Pipeline Safety Meeting – Montgomery, AL

Alabama League of Municipalities Annual Convention – Huntsville, AL

Alabama Natural Gas Association Spring Seminar - Birmingham, AL

Alabama Natural Gas Association Annual Conference - Orange Beach, AL

Alabama Natural Gas Short Course – Birmingham, AL

Alabama Public Works Association Convention – Point Clear, AL

Alabama Rural Water Association Convention – Montgomery, AL

Alabama Rural Electric Cooperative Convention – Montgomery, AL

Alabama Department of Transportation - Maintenance Management Conference - Auburn, AL

ALDOT - Construction & Materials Engineers Conference – Auburn, AL

AL/MISS Water Works Convention – Biloxi, MS

Birmingham Area Municipalities Administrative Association Golf Tournament -Cumberland Lakes, AL

City of Birmingham Engineering Meeting –Birmingham, AL

COAA/FMAA Annual Education Conference Golf Tournament– Gulf Shores, AL

Contractor Awareness/Dig Safely Breakfast – Decatur Utilities, AL

Contractor Awareness/Dig Safely Breakfast – Marshall County Gas

Contractor Awareness/Dig Safely Breakfast – Scottsboro Water & Gas

Contractor Awareness/Dig Safely Breakfast (2) – Sheffield Utilities

Contractor Awareness/Dig Safely Breakfast - Florence Utilities

Contractor Awareness/Dig Safely Luncheon – Mobile UCC Group – Mobile, AL

Dig Safely/Alabama One Call Presentation – Cullman, AL

Dig Safely/Alabama One Call Presentation – Huntsville Public Works Dept.

Dig Safely/Alabama One Call Presentation – Jefferson Co. Roads & Trans. Dept.

Dig Safely/Alabama One Call Presentation – APCO – Dadeville, AL

Dig Safely/Alabama One Call Presentation – War Eagle Lion’s Club- Auburn, AL

Greater Birmingham Association of Homebuilders – Builder Appreciation Night – Birmingham, AL

Jefferson County Roads & Transportation Safety Rodeo – Bessemer, AL

Jefferson State College ”Landscape Construction” AL One Call Presentation -Birmingham, AL

Locate Rodeo/Contractor Expo – Macon, GA

National Transportation Damage Prevention Council – Birmingham, AL

Pipeline Group Meeting – Pelham, AL

Plumbing, Heating, AC Annual Golf Tournament – Birmingham, AL

Southeast Underground Facility Protection Committee – Atlanta, GA

Utility Coordination Committee Monthly Meetings – Atmore, AL

Utility Coordination Committee Bi- Monthly Meetings – Athens/Decatur, AL

Utility Coordination Committee Monthly Meetings – Birmingham, AL

Utility Coordination Committee Quarterly Meetings – Cullman, AL

Utility Coordination Committee Bi-Monthly Meetings – Madison, AL

Utility Coordination Committee Monthly Meetings – Mobile, AL

Utility Coordination Committee Monthly Meetings – North Baldwin

Utility Coordination Committee Monthly Meetings – South Baldwin

Utility Coordination Committee Monthly Meetings - Tuscaloosa

II. ARTICLES AND PUBLICATIONS

Alabama Construction News – Advertisement 2 issues

Alabama Construction Directory and User's Guide – Associated Builders and Contractors Association – Advertisement

Alabama League of Municipalities Journal – Advertisement 6 issues

Alabama League of Municipalities Journal - Editorial Article

Alabama Living Magazine – Alabama Rural Electric Association – April Issue – Advertisement

Alabama Mississippi Telephone Association – Membership Directory – Directory Listing

Alabama Press Association Newspaper- 4 line ad in 110 statewide newspapers

Alabama Road Builder Association - Membership Directory – Advertisement

Alabama Road Builder Magazine – Advertisement 2 issues

Alabama Rural Water Association Directory – Advertisement 4 issues

Alabama Rural Water Association – The Waterline – The Waterline – Quarterly Publication – Advertisement 4 issues

Alabama Utility Contractors Annual Magazine – Advertisement

Associated Builders and Contractors Directory and User's Guide – Advertisement

Associated General Contractors Membership Directory Advertisement

Associated General Contractors Action News Magazine – Advertisement Multiple Issues

Associated General Contractors – Constructor – National Membership Directory

Auburn Pre Season Football Guide - Advertisement

Bill Insert – Alabama Power

Bill Insert – Alagasco - April

Bill Inserts – BellSouth

Bill Advertisement – Marshall County Gas

Birmingham Barons Hoover Met Concourse Sign – Barons Baseball, SEC
Baseball Tournament, Hoover High School Football

Birmingham Business Journal – August Associated General Contractors Feature
Section - Advertisement

Birmingham Regional Chamber of Commerce Who's Who Directory -
Advertisement

Business Alabama – Magazine – Legislative, Construction Projects, Alabama
AGC Special Section, Annual Contractor Rankings

Crimson Tide Basketball Programs - Advertisement

Dixie Contractor Magazine – Monthly Publication – Advertisement 2 issues

Greater Birmingham Association of Home Builders - Parade of Homes Book –
Advertisement

Heavy Equipment News – September Issue – Advertisement

Inside The Auburn Tigers – Advertisement – Multiple months

Montgomery Area Map – Advertisement

The PPM Resource – free article Environmental Consulting Newsletter

Weather E Forecast ABC 33/40– Advertisement - Multiple Months

White Page Directory Listings for multiple telephone companies in Alabama

III. Advertising/Media Activities

Airplane Banner – College Football Games
Talladega Raceway

Radio Spots on Rick & Bubba Radio Network

IV. Alabama One Call Publications

Two Newsletters to 8,500 Contractors/AOC Members

Excavation Manual (reprint)

New Member Flyers to AOC Membership

V. One-Call Meetings

Alabama One Call Annual Membership Meeting – March 2003

One Calls of America – Semi-Annual Meetings

One Calls of America Telecommunications Committee – Youngstown, OH

One Call Systems International Meeting – Tampa, FL

Southeast Regional One Call Spring Meeting – Gulf Shores, AL

Southeast Regional One Call Fall Meeting – Asheville, NC

Southeast Regional One Call Liaison Meeting – Nashville, TN